




How to Register a Horse


Screen 1

Log into your account and click "Login" to begin.




English Spanish





Login




[Forgot your email/password?](#)

[Sign Up](#)

Screen 2

Select "Register Horses"

 HORSERACING INTEGRITY
AND SAFETY AUTHORITY

Current User: P-000-000-431
English Spanish

- My Information
- My HISA Certificate
- My Horses
- Notifications
- Register Horses
- Confirmations & Verifications
- Logout

HP-1, V:2022-06-14
Call [1-877-513-2919](tel:1-877-513-2919) for assistance

Screen 3

Read through the terms and conditions.

Click "Agree" to proceed.

HISA HORSERACING INTEGRITY AND SAFETY AUTHORITY

Current User: P-000-000-234
English Spanish

A Covered Horse shall be registered by the Responsible Person for the Covered Horse. The Responsible Person is the individual designated in the registration with the Authority as the Responsible Person in accordance with the following:

- (1) For a Covered Horse that has not yet performed its first Workout (or competed in a Race, whichever is earlier), the Responsible Person shall be the Owner of the Covered Horse unless the Horse is in training in another country.
- (2) Once in training, the Responsible Person shall be the licensed Trainer for the Covered Horse. The licensed Trainer's designation as the Responsible Person shall be filed with the Authority. The Trainer designation must be kept current with the Authority. Designation transfers must be in writing and on record with the Authority prior to the effective date of the transfer, except for claiming Races in which transfers must be recorded the same day.

By selecting Agree, you are agreeing that you are the Responsible Person for the Covered Horses you are registering.

HP-7, V:2022-06-20
Call 1-877-513-2919 for assistance

Screen 4

You will need to confirm that you agree.

Click "Agree" to proceed.

HISA HORSERACING INTEGRITY AND SAFETY AUTHORITY

Current User: P-000-000-234
English Spanish

A Covered Horse shall be registered by the Responsible Person for the Covered Horse. The Responsible Person is the individual designated in the registration with the Authority as the Responsible Person in accordance with the following:

(1) For a Covered Horse that has not been previously registered, the Responsible Person shall be the Owner of the Covered Horse.

(2) Once in training, the Responsible Person shall be filed with the Authority. The Responsible Person's designation as the Responsible Person shall be in writing and on record with the Authority. Designation transfers must be recorded the same day.

By selecting Agree, you are agreeing that you are the Responsible Person for the Covered Horses you are registering.

CONFIRM THAT YOU AGREE

Agree I Don't Agree

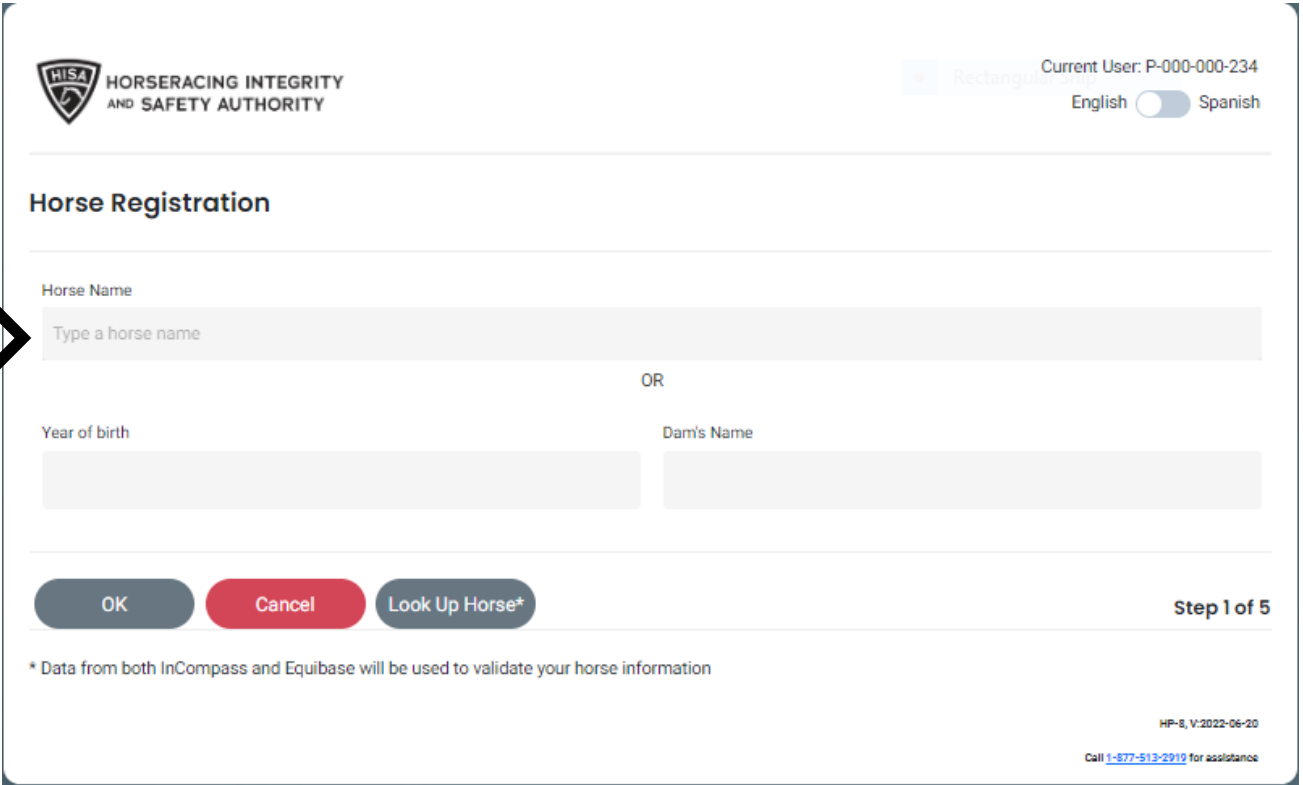
HP-7, V:2022-06-20

HP-7, V:2022-06-20
Call 1-877-513-2919 for assistance

Screen 5

Start typing the name of the horse in the "Horse Name" field.

A list of names will populate. Choose the correct one.



The screenshot shows the "Horse Registration" form in the HISA (Horseracing Integrity and Safety Authority) system. The form is titled "Horse Registration" and is part of a 5-step process, currently on "Step 1 of 5". The form includes a "Horse Name" field with a placeholder "Type a horse name" and a "Look Up Horse*" button. Below this, there are "Year of birth" and "Dam's Name" fields. The form also features "OK", "Cancel", and "Look Up Horse*" buttons at the bottom. The HISA logo and "HORSERACING INTEGRITY AND SAFETY AUTHORITY" text are visible in the top left. The top right shows the current user as "P-000-000-234" and language options for "English" and "Spanish". A footer note states: "* Data from both InCompass and Equibase will be used to validate your horse information".

HISA HORSERACING INTEGRITY AND SAFETY AUTHORITY

Current User: P-000-000-234
English Spanish

Horse Registration

Horse Name
Type a horse name

OR

Year of birth
Dam's Name

OK Cancel Look Up Horse*

Step 1 of 5

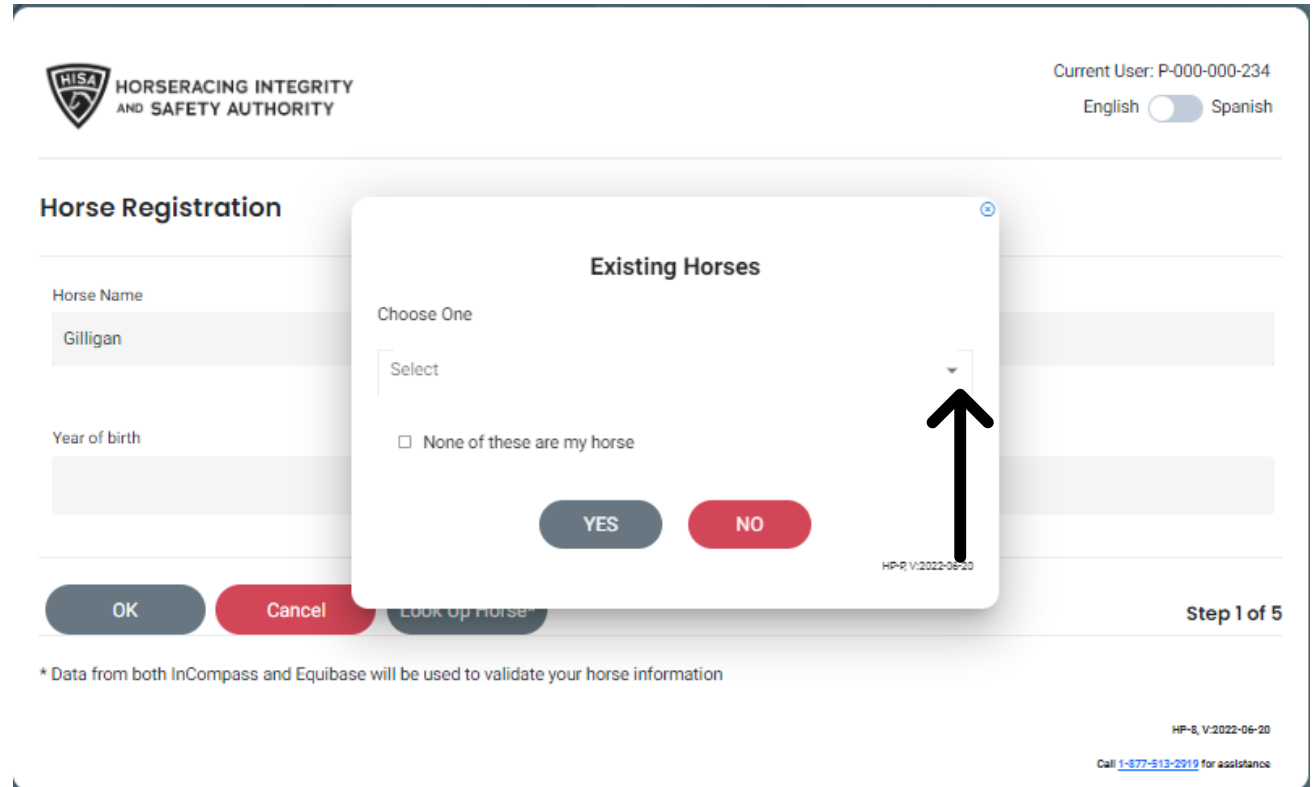
* Data from both InCompass and Equibase will be used to validate your horse information

HP-8, V:2022-06-20
Call 1-877-513-2919 for assistance

Screen 6

A pop-up window will open with a list of existing horses with the name you selected.

Click the arrow to open the drop-down menu of names.



The screenshot shows the 'Horse Registration' form for the HORSERACING INTEGRITY AND SAFETY AUTHORITY (HISA). The form includes fields for 'Horse Name' (containing 'Gilligan') and 'Year of birth'. A pop-up window titled 'Existing Horses' is overlaid on the form, containing a 'Choose One' dropdown menu with 'Select' as the current selection, a checkbox for 'None of these are my horse', and 'YES' and 'NO' buttons. A black arrow points to the dropdown arrow in the pop-up window. The background form has 'OK', 'Cancel', and 'Look Up Horse' buttons at the bottom. The page footer includes 'Current User: P-000-000-234', language options for 'English' and 'Spanish', 'Step 1 of 5', and contact information: 'HP-8, V:2022-06-20' and 'Call 1-877-513-2919 for assistance'.

Screen 7

The list of names will populate.

Select your horse from the list.

The screenshot shows a web interface for horse registration. At the top left is the logo for the Horseracing Integrity and Safety Authority (HISA). At the top right, it displays 'Current User: P-000-000-234' and a language toggle for 'English' and 'Spanish'. The main heading is 'Horse Registration'. Below this are two input fields: 'Horse Name' with 'Gilligan' entered, and 'Year of birth'. At the bottom of the form are 'OK' and 'Cancel' buttons. A dropdown menu is open over the 'Horse Name' field, listing various horses with their foaled dates and dam names. At the bottom right of the form, it says 'Step 1 of 5' and 'HP-8, V:2022-06-20'. A footer note says 'Call 1-877-513-2319 for assistance'.

HORSERACING INTEGRITY AND SAFETY AUTHORITY

Current User: P-000-000-234
English Spanish

Horse Registration

Horse Name
Gilligan

Year of birth

OK Cancel

* Data from both InCompass and Equibase v

Step 1 of 5

HP-8, V:2022-06-20
Call 1-877-513-2319 for assistance

- Gilligan's Cat (FOALED: 2006-03-26) (DAM'S NAME: My Concern)
- Calypso Gilligan (FOALED: 2004-02-28) (DAM'S NAME: Norm's Louise)
- Gilligan (FOALED: 2019-03-27) (DAM'S NAME: Ace of Hearts)
- Gilligan's Gold (FOALED: 2010-02-02) (DAM'S NAME: Beach Trick)
- Fr Gilligansvoyge (GB) (FOALED: 2013-04-26) (DAM'S NAME: Maiden Voyage (
- Gilligan's Island (AUS) (FOALED: 2017-08-10) (DAM'S NAME: She's So Canny (A
- J. Gilligan (FOALED: 2004-03-15) (DAM'S NAME: Line of Vision)
- O' Gilligan (FOALED: 2011-05-02) (DAM'S NAME: Ceecat)
- Gilligan (CHI) (FOALED: 2015-07-25) (DAM'S NAME: Giardini (CHI))
- Father Gilligan (IRE) (FOALED: 2007-05-25) (DAM'S NAME: Betty Balfour)
- Gilligan's Glory (FOALED: 2015-06-24) (DAM'S NAME: Glory Bug)
- Gilligan's Isle (FOALED: 2004-04-20) (DAM'S NAME: Majorca)
- Gilligan (FOALED: 2007-03-24) (DAM'S NAME: No Stopping)
- Gilligan (AUS) (FOALED: 2009-10-06) (DAM'S NAME: Slipshot (AUS))
- Mr Gilligan (NZ) (FOALED: 2004-10-05) (DAM'S NAME: Gillygate (NZ))

Screen 8

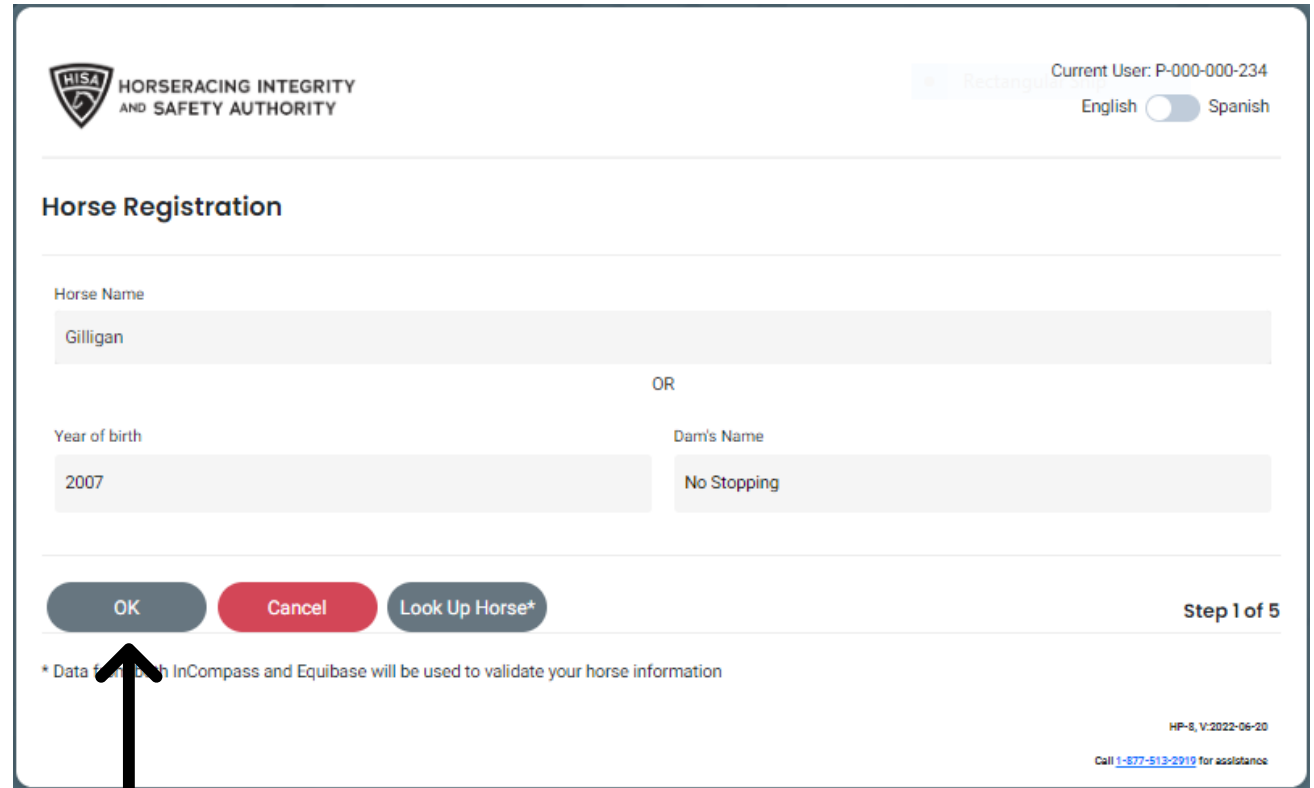
Once you have selected your horse's name, click "Yes."

The screenshot shows the 'Horse Registration' interface for the Horseracing Integrity and Safety Authority. The main form has 'Horse Name' set to 'Gilligan' and 'Year of birth' set to '2007'. A modal dialog titled 'Existing Horses' is open, asking the user to 'Choose One' from a dropdown menu. The dropdown shows 'Gilligan (FOALED: 2007-03-24) (DAM'S NAME: No Stopping)'. There is an unchecked checkbox for 'None of these are my horse'. At the bottom of the modal are 'YES' and 'NO' buttons. A black arrow points to the 'YES' button. The background form has 'OK', 'Cancel', and 'Look Up Horse' buttons. The top right shows 'Current User: P-000-000-234' and language options for 'English' and 'Spanish'. The bottom right indicates 'Step 1 of 5' and provides version information 'HP-8, V:2022-06-20' and a contact number 'Call 1-877-513-2919 for assistance'.

Screen 9

Your horse's information will appear in the appropriate fields.

Click "OK" to proceed.



HORSERACING INTEGRITY AND SAFETY AUTHORITY

Current User: P-000-000-234
English Spanish

Horse Registration

Horse Name
Gilligan

OR

Year of birth
2007

Dam's Name
No Stopping

OK **Cancel** **Look Up Horse***

Step 1 of 5

* Data from InCompass and Equibase will be used to validate your horse information

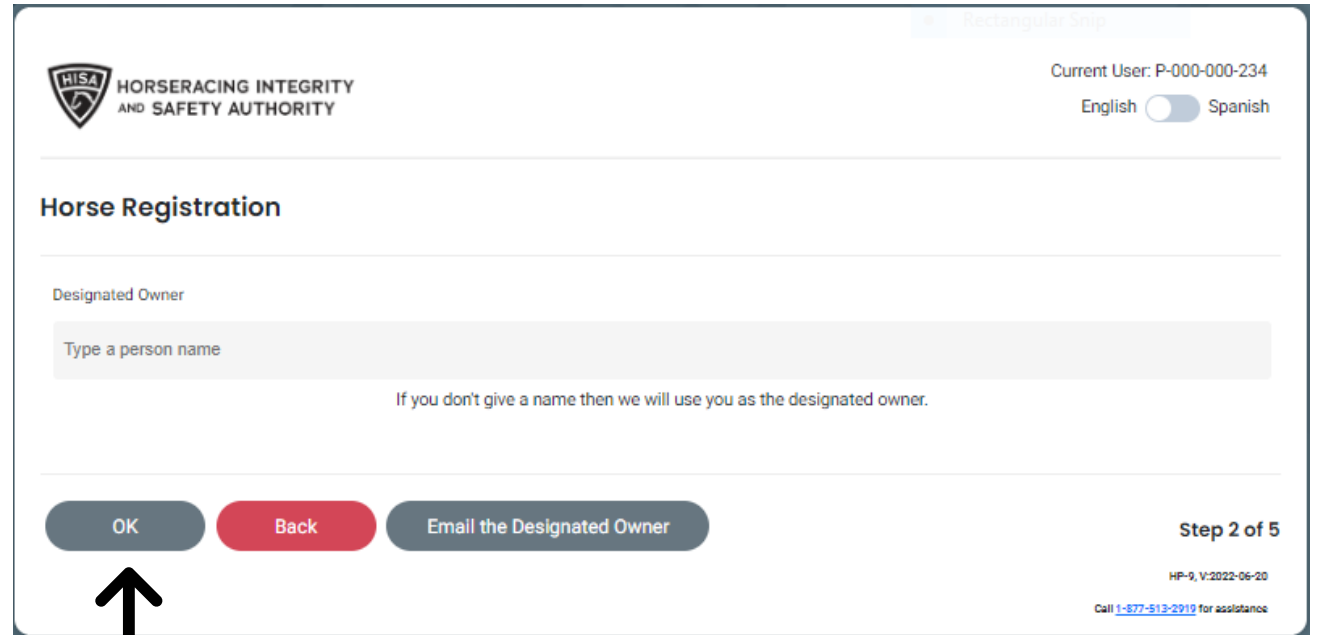
HP-8, V:2022-06-20
Call 1-877-513-2919 for assistance

Screen 10

Here it is asking you to type in the name of the designated owner of the horse.

If it is you, leave it blank.

Click "OK" to proceed.



The screenshot shows the 'Horse Registration' screen for the Horseracing Integrity and Safety Authority (HISA). At the top left is the HISA logo and the text 'HORSERACING INTEGRITY AND SAFETY AUTHORITY'. At the top right, it says 'Current User: P-000-000-234' and has a language toggle for 'English' (selected) and 'Spanish'. The main heading is 'Horse Registration'. Below it is the 'Designated Owner' section, which contains a text input field with the placeholder 'Type a person name'. Below the input field is the instruction: 'If you don't give a name then we will use you as the designated owner.' At the bottom of the screen are three buttons: 'OK' (dark grey), 'Back' (red), and 'Email the Designated Owner' (dark grey). A black arrow points to the 'OK' button. In the bottom right corner, it says 'Step 2 of 5' and 'HP-9, V:2022-06-20' with a link to 'Call 1-877-513-2919 for assistance'.

Screen 11

Type in the name of the race track, training center or farm where your horse is located.

Select the correct location and the rest of the information will populate in the appropriate fields.

Click "OK."

The screenshot shows a form titled "Rectangular Snip" with the following fields and values:

Race Track or Training Center or Farm Name	Country*
Pimlico	USA
Street*	City*
5201 Park Heights Ave	Baltimore
State or Province*	Zip or Postal Code*
MD	21215

Notes

OK Back

Step 3 of 5

HP-10, V:2022-06-20
Call 1-877-512-2919 for assistance








Screen 12

Next you will be asked to fill in the dates of your horse's vaccine and health info.

Fill in the dates by clicking on the calendar icons and click "Continue" once complete.

Vaccine and Health Info

This information is NOT required to register this horse. If you do not have the information now you can update the information later after the horse is registered. Click on continue to move to the next step. This list is compiled based on HISA regulation 2143 (a).

Veterinarian Health Inspection	Vet Inspection 2022-05-17	
Coggins Test	Coggins 2022-02-16	
Encephalitides Vaccine	Encephalitides 2022-04-12	
Rabies Vaccine	Anti-Rabies 2022-04-26	
Tetanus Vaccine	Tetanus 2022-05-11	
Influenza Vaccine	Influenza 2022-03-11	
Rhinopneumonitis Vaccine	Rhinopneumonitis 2022-01-09	

[Continue](#) [Back](#)

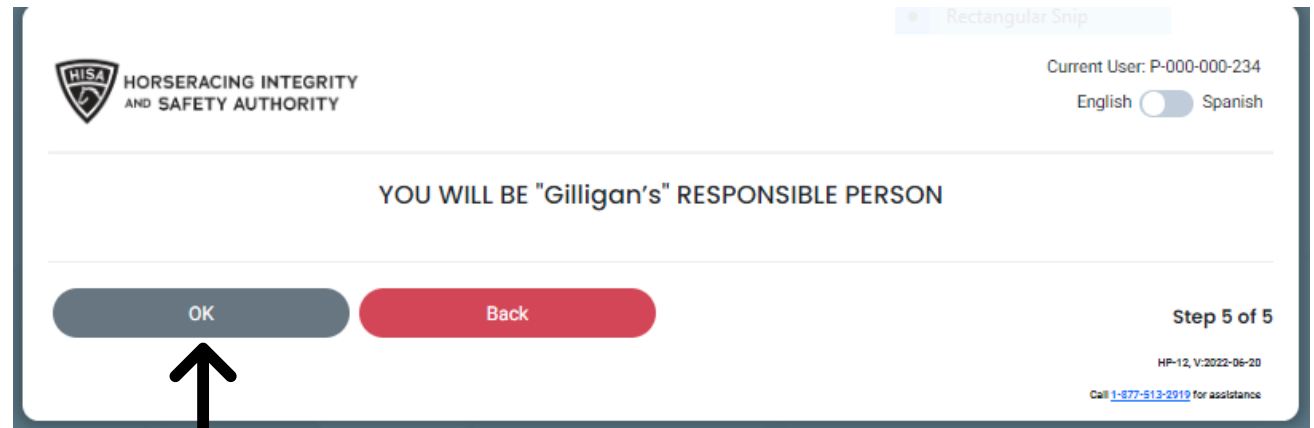
Step 4 of 5



Screen 13

A box will pop up letting you know that you will be the horse's responsible person.

Click "OK."



Screen 14

Your horse will now appear on your list of recently registered horses.

Click "Register Another Horse" if you need to register an additional horse or click "Home."

Rectangular Ship

Current User: P-000-000-234

English Spanish

Horses Recently Registered

Horse Name	Location
Gilligan	Pimlico

[Register Another Horse](#) [Home](#)

HP-13, V:2022-06-20
Call 1-877-513-2919 for assistance