



Pay fines online using HISA Portal

For help contact:

finesaccrec@hisaus.org

Or call (859) 514-0274

Version 1.1

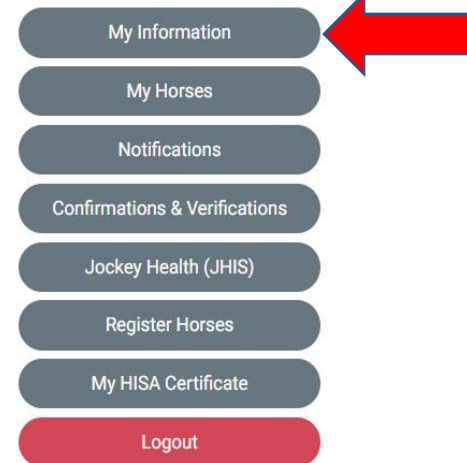
Step 1 – My Information



Current User: P-000-000-291

English Spanish

- Log into your HISA Account and Click on “My Information”.



HP-1, V:2022-08-22

Call [1-877-513-2918](tel:1-877-513-2918) for assistance

Step 2 – Pay Fine


- Scroll down to the Ruling section.
- Click on “Pay Fines” for the Ruling that you want to pay.
- **You must have an email address to proceed**

City *
New Philadelphia

State or Province *
OH


Zip or Postal Code *
44663

Email Address

 Cell Phone Number

Rulings


Date	Track	Enforced	End Date	Amount Paid	Remaining Amount		
2022-08-01	Churchill Downs	N/A	N/A	0	\$250	PAY FINES	VIEW
2022-08-17	Laurel Park	N/A	N/A	0	\$500	PAY FINES	VIEW
2022-07-04	Emerald Downs	N/A	N/A	0	\$500	PAY FINES	VIEW
2022-08-15	Del Mar	N/A	N/A	0	\$750	PAY FINES	VIEW



Step 3 – Enter Amount

- A “Pay Fines” pop-up window will appear.
- The default amount is the amount owing.
- Click the Submit Button.

Email Address

 Cell Phone Number

Rulings

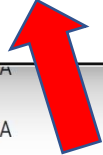
Date	Track	Enforce						
2022-08-01	Churchill Downs	N/A	N/A	0	\$250	PAY FINES	VIEW	
2022-08-17	Laurel Park	N/A	N/A	0	\$500	PAY FINES	VIEW	
2022-07-04	Emerald Downs	N/A	N/A	0	\$500	PAY FINES	VIEW	
2022-08-15	Del Mar	N/A	N/A	0	\$750	PAY FINES	VIEW	

Pay Fines

Amount

[Submit](#) [Cancel](#)


HP-BI, V:2022-08-22



Step 4 - Select Payment Option

- Choose your Payment Option.
 - Credit Card (Step 5-11)
 - Debit Card (Step 12-21)
 - Google Pay (Step 22-26)




 HISA **TEST MODE**



\$750.00

To Yeti Jockey
From HISA
Invoice #5EA87C8D-0001
Memo HISA Action #: 2022-00075


[View invoice details >](#)



Or pay another way

 Card  US bank account

Card information

1234 1234 1234 1234 

MM / YY

Pay \$750.00

Step 5 – Credit Card

- Add or Confirm Payment Card information
- Enter your CVC (3 digit code on back of your credit card). For American express cards (4 digits on the front of the card).
- Click Pay Button.

HISA TEST MODE

\$750.00

To Yeti Jockey
From HISA
Invoice #5EA87C8D-0001
Memo HISA Action #: 2022-00075

[View invoice details >](#)

G Pay

Or pay another way

Card US bank account

Card information

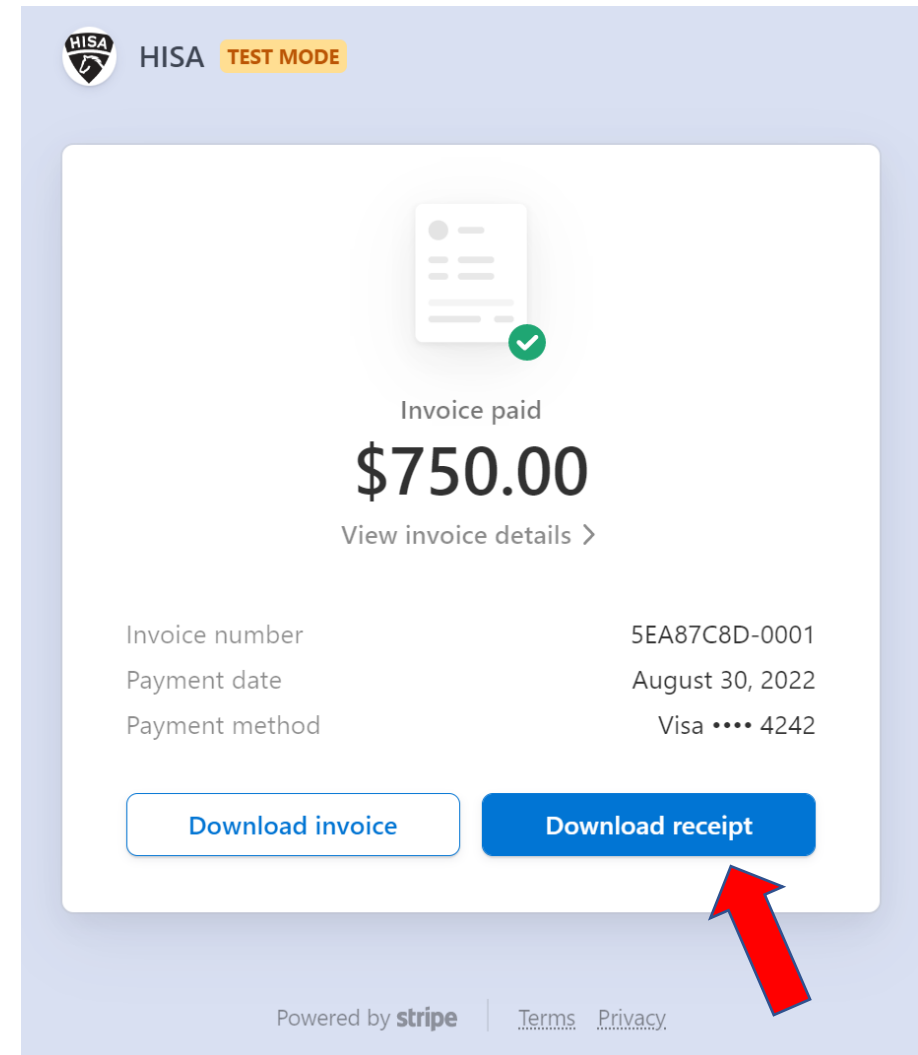
1234 1234 1234 1234

MM / YY CVC

Pay \$750.00

Step 6 – Credit Card

- A window showing amount paid will be displayed.
- Option to download invoice or Receipt.
- A receipt and invoice will be sent to your email address
- You may click “Download Receipt” button to download a copy of your receipt.



HISA TEST MODE

Invoice paid
\$750.00
View invoice details >

Invoice number	5EA87C8D-0001
Payment date	August 30, 2022
Payment method	Visa **** 4242


[Download invoice](#) [Download receipt](#)

Powered by stripe | [Terms](#) [Privacy](#)

Step 7 – Credit Card

- A copy of your receipt will be downloaded and is saved in your "Downloads" folder of your computer.
- A receipt and invoice will be emailed to your email address
- Receipt shows amount paid and references the HISA Action # that was paid.

Receipt



Invoice number 5EA87C8D-0001
Receipt number 2887-6619
Date paid August 30, 2022
Payment method Visa - 4242
HISA Person: P-000-005-964
Action #: 2022-00075

HISA
401 W. Main Street, Suite 222
Lexington, Kentucky 40507
United States
+16136919415

Bill to
Yeti Jockey

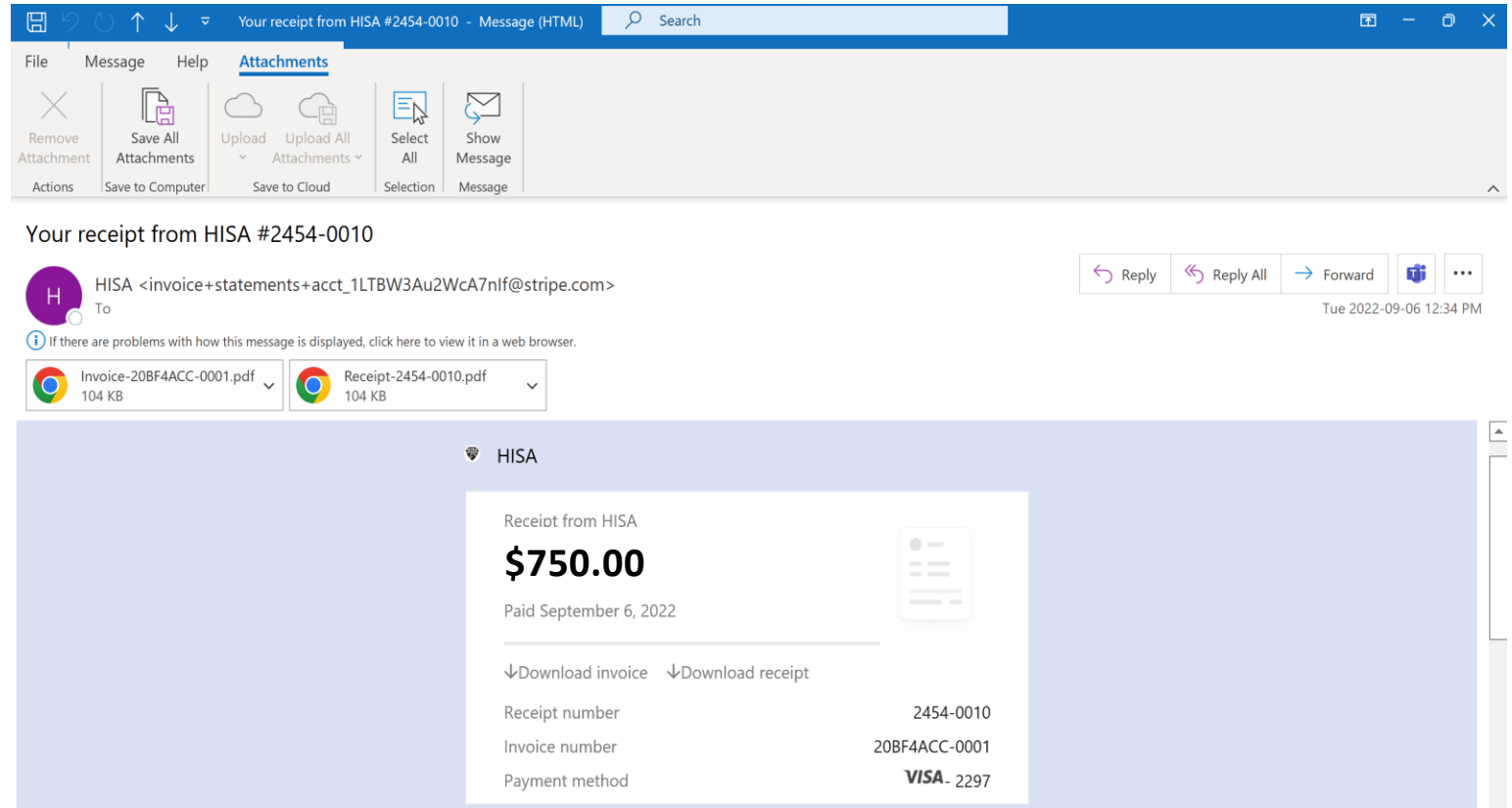
\$750.00 paid on August 30, 2022
HISA Action #: 2022-00075

Description	Qty	Unit price	Amount
	1	\$750.00	\$750.00
Subtotal			\$750.00
Total			\$750.00
Amount paid			\$750.00

Horseracing Integrity and Safety Authority <https://www.hisaus.org/>

Step 8 – Credit Card

- A copy of your receipt will be downloaded and is saved in your “Downloads” folder of your computer.
- A receipt and invoice will be emailed to your email address
- Receipt shows amount paid and references the HISA Action # that was paid.



The screenshot shows an email client window titled "Your receipt from HISA #2454-0010 - Message (HTML)". The "Attachments" tab is active, displaying options like "Remove Attachment", "Save All Attachments", "Upload", "Upload All Attachments", "Select All", and "Show Message". Below the toolbar, the email content is visible, including the sender "HISA <invoice+statements+acct_1LTBW3Au2WcA7nlf@stripe.com>" and two PDF attachments: "Invoice-20BF4ACC-0001.pdf" and "Receipt-2454-0010.pdf". A preview of the receipt is shown, featuring the HISA logo, the amount "\$750.00", the date "Paid September 6, 2022", and fields for "Receipt number" (2454-0010), "Invoice number" (20BF4ACC-0001), and "Payment method" (VISA - 2297). Action buttons for "Download invoice" and "Download receipt" are also present.

Your receipt from HISA #2454-0010

HISA <invoice+statements+acct_1LTBW3Au2WcA7nlf@stripe.com>
To

If there are problems with how this message is displayed, click here to view it in a web browser.

Invoice-20BF4ACC-0001.pdf 104 KB
Receipt-2454-0010.pdf 104 KB

HISA

Receipt from HISA
\$750.00
Paid September 6, 2022

↓Download invoice ↓Download receipt

Receipt number 2454-0010
Invoice number 20BF4ACC-0001
Payment method **VISA - 2297**

Step 9 – Close Browser Window

- Close the Pay HISA Invoice Window by clicking the “X” of the browser page.
- Click on the HISA Portal Site to return to “My Information”

A Portal Site X Pay HISA Invoice #5EA87C8D-0001 X

WNjdF8xTFRCVzNBdTJXY0E3bkImLF9NTEc5V3dJSURQw1

HISA TEST MODE

Invoice paid
\$750.00
View invoice details >

Invoice number	5EA87C8D-0001
Payment date	August 30, 2022
Payment method	Visa **** 4242

Download invoice Download receipt


Step 10 – Rulings section updated

- Ruling is updated as “Paid” on the My Information/Rulings page.
- If it does not show the payment, refresh the page.

State or Province *
OH

Zip or Postal Code *
44663

Email Address

 Cell Phone Number

Rulings

Date	Track	Enforced	End Date	Amount Paid	Remaining Amount		
2022-08-01	Churchill Downs	N/A	N/A	0	\$250	PAY FINES	VIEW
2022-08-17	Laurel Park	N/A	N/A	0	\$500	PAY FINES	VIEW
2022-07-04	Emerald Downs	N/A	N/A	0	\$500	PAY FINES	VIEW
2022-08-15	Del Mar	N/A	N/A	\$750	\$0	PAID	VIEW



Step 11 – HISA Notification

- Upon successful processing of a payment, a notification will be emailed.



HISA has successfully received a fine payment of \$25.00 on 01 September 2022. It is your responsibility to pay outstanding fines in full.

Yours,
The HISA Team

Step 12 – Debit Card

- To pay by debit card, click the “US bank account” button.

HISA TEST MODE

\$500.00

To Yeti Jockey
From HISA
Invoice #5EA87C8D-0003
Memo HISA Action #: 2022-00073

[View invoice details >](#)

G Pay

Or pay another way

Card US bank account

Card information

1234 1234 1234 1234

MM / YY CVC

Pay \$500.00

Step 13 – Debit Card

- To pay by debit card, select “Enter bank details manually instead” to enter your bank account and routing numbers

HISA TEST MODE

\$10.00

To Yeti Jockey
From HISA
Invoice #5EA87C8D-0009
Memo HISA Action #: 2022-00085

[View invoice details >](#)

G Pay

Or pay another way

Card US bank account

Full name
Yeti Jockey

Bank account Secured by Stripe
Search for your bank

Test Institution	Down Bank (unscheduled)	Down Bank (unknown error)
Test OAuth Institution	Down Bank (scheduled)	Ownership Accounts

[Enter bank details manually instead](#) (takes 1-2 business days)

Pay \$10.00

Step 14 – Debit Card

- Enter your routing number and account number
- Enter your account number again in the “Confirm account number”
- Click “Continue” to begin account verification process

stripe

TEST DATA

Enter bank account details

Your bank information will be verified with micro-deposits to your account.

Routing number

Account number

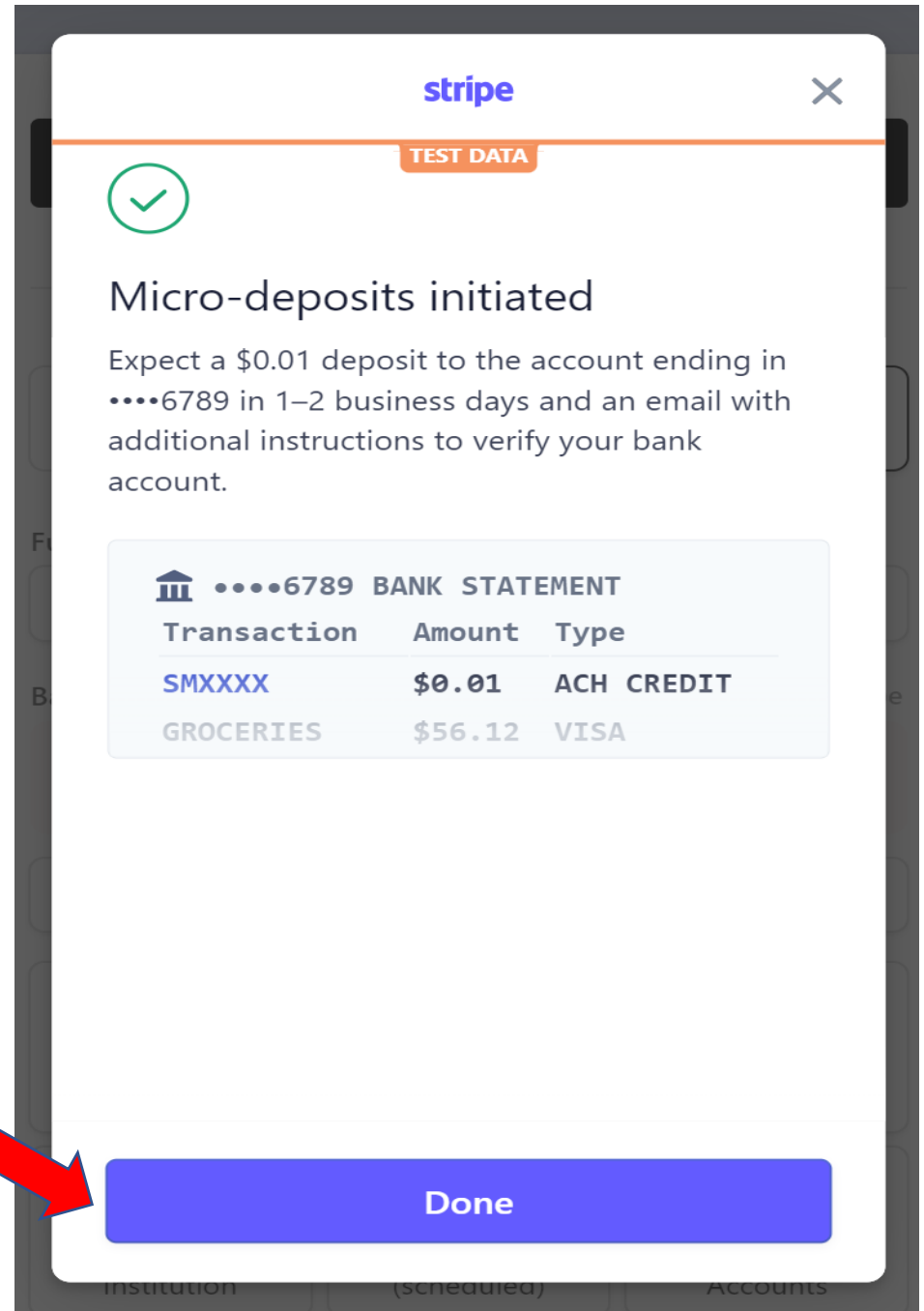
Your account can be checking or savings.

Confirm account number

Continue

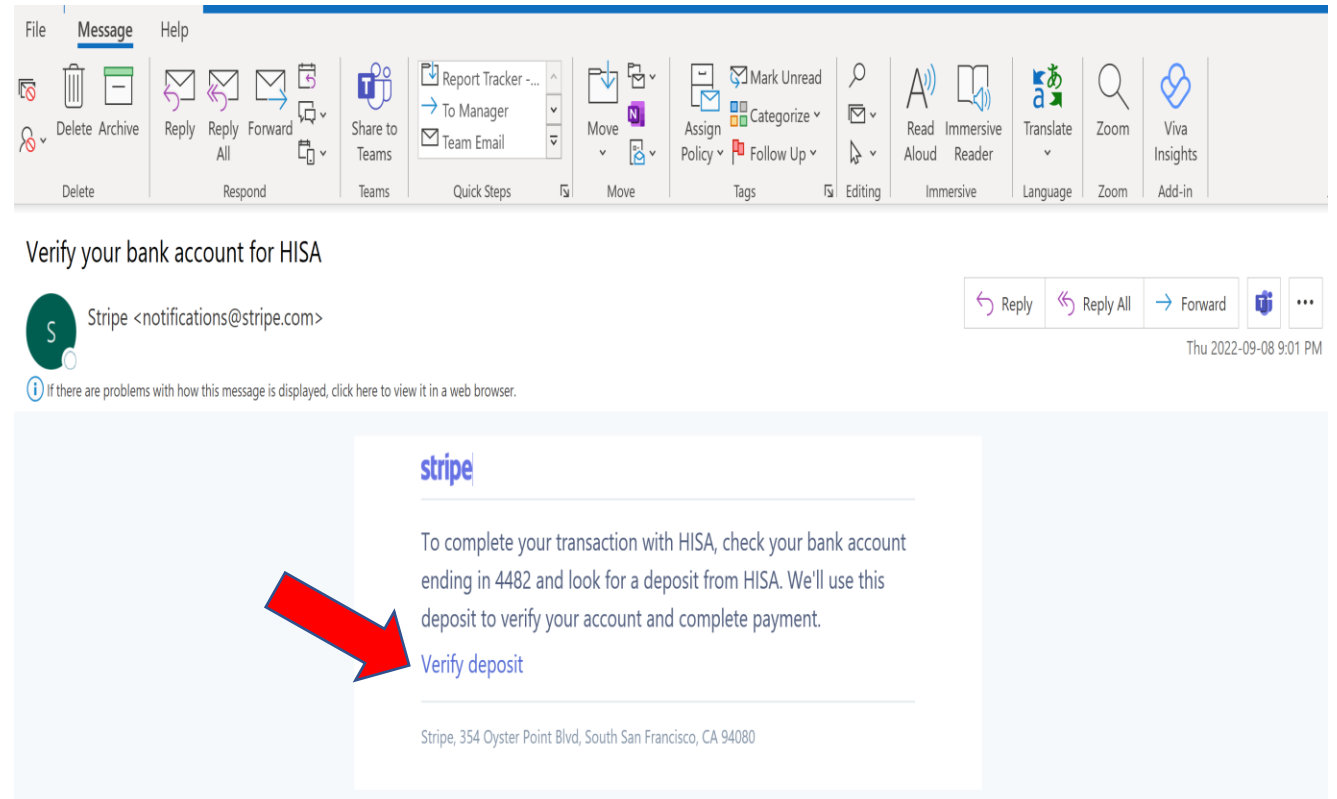
Step 15 – Debit Card

- If account and routing number is verified, the following screen will appear
- Processor will confirm if account is correct by making small dollar deposits in the next 1-2 business days.
- An email will be sent to you to resume payment. Follow the instructions.
- Select "Done"



Step 16 – Debit Card

- Stripe will send an email after the micro deposits are posted to your Bank account
- Before you open the email, sign in to your online banking account to verify the micro deposit.
- Open the email and click on “Verify deposit”



The screenshot shows the Outlook 'Message' ribbon with various action buttons like Delete, Reply, Forward, and Share to Teams. The email content is as follows:

Verify your bank account for HISA

Stripe <notifications@stripe.com>

[Reply](#) [Reply All](#) [Forward](#) [Share to Teams](#) [More](#)

Thu 2022-09-08 9:01 PM

[If there are problems with how this message is displayed, click here to view it in a web browser.](#)

stripe

To complete your transaction with HISA, check your bank account ending in 4482 and look for a deposit from HISA. We'll use this deposit to verify your account and complete payment.

[Verify deposit](#)

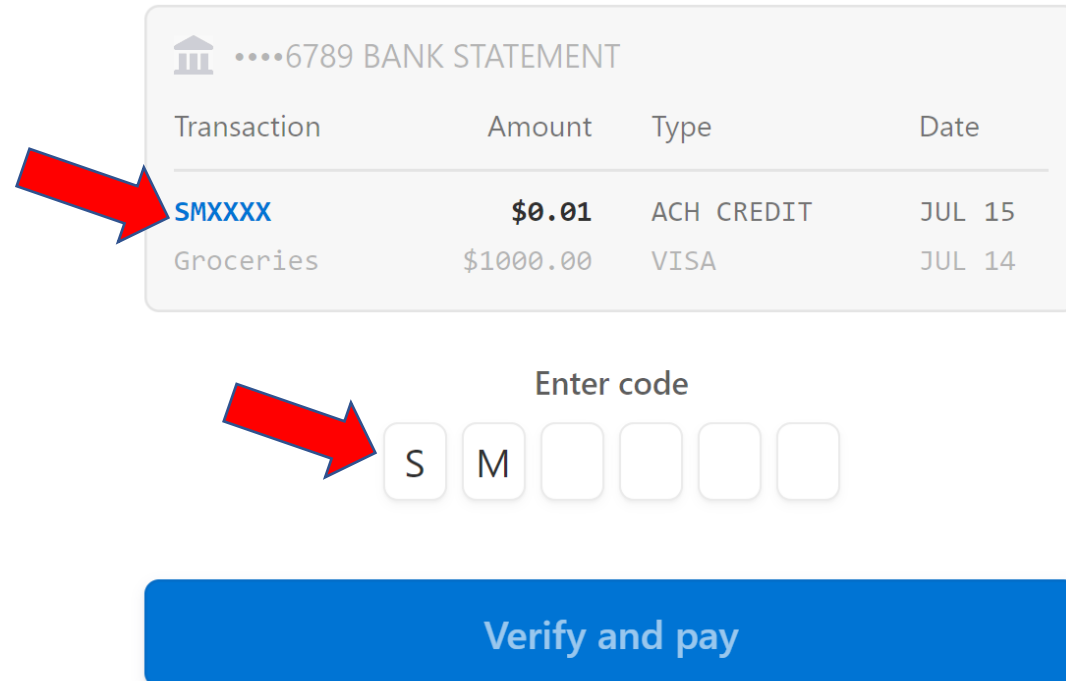
Stripe, 354 Oyster Point Blvd, South San Francisco, CA 94080

Step 17 – Debit Card

- Follow the instructions to verify the bank account.
- You will need access to your bank account online to input the 4 missing digits of the code after "SM" (i.e.. SMxxxx).
- Enter the 4 digits and select "Verify and pay"

Enter the 6-digit code from your bank statement to complete payment

Stripe deposited \$0.01 to ••••6789 on 8/30/2022. To complete your payment, enter the 6-digit code starting with "SM" from that deposit.



••••6789 BANK STATEMENT

Transaction	Amount	Type	Date
SMXXXX	\$0.01	ACH CREDIT	JUL 15
Groceries	\$1000.00	VISA	JUL 14

Enter code

S M

Verify and pay

Can't find your code? Check back in 1-2 days to try again with another deposit.

Step 18 – Debit Card

- If the verification is successful, the payment will attempt to be made.
- The confirmation will be shown.



Thanks for your payment

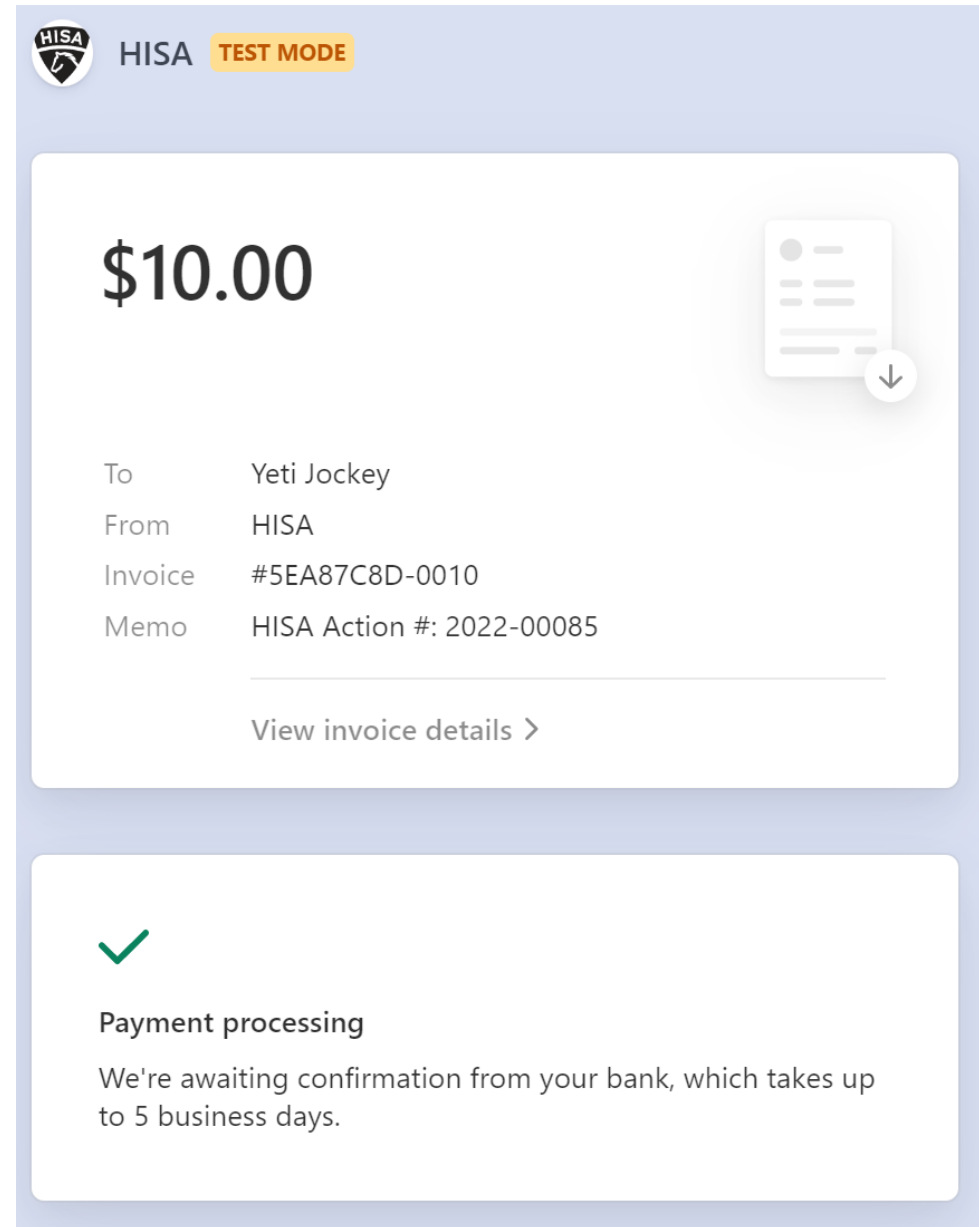
You completed a payment of \$10.00.



Redirecting in 1... [Cancel](#)

Step 19 – Debit Card


- At this stage, this screen is displayed. The payment process has started and may take up to 5 business days.
- Once your bank confirms, the payment will be withdrawn from your bank and transferred to HISA
- After the successful transfer, the ruling will be updated with the payment.
- A receipt will be emailed to you upon successful transfer to HISA.



The screenshot shows the HISA interface in 'TEST MODE'. At the top left is the HISA logo. The main content area displays a payment amount of '\$10.00' in large, bold text. To the right of the amount is a document icon with a downward arrow, indicating a receipt or invoice. Below the amount, the payment details are listed: 'To: Yeti Jockey', 'From: HISA', 'Invoice: #5EA87C8D-0010', and 'Memo: HISA Action #: 2022-00085'. A link 'View invoice details >' is positioned below the memo. At the bottom of the screen, a green checkmark icon is followed by the text 'Payment processing' and a message: 'We're awaiting confirmation from your bank, which takes up to 5 business days.'

Step 20 – Rulings section updated

- Ruling is updated as “Paid” on the My Information/Rulings page.
- If it does not show the payment, refresh the page.

State or Province *	OH	Zip or Postal Code *	44663
Email Address			
	Cell Phone Number		

Rulings

Date	Track	Enforced	End Date	Amount Paid	Remaining Amount		
2022-08-01	Churchill Downs	N/A	N/A	0	\$250	PAY FINES	VIEW
2022-08-17	Laurel Park	N/A	N/A	0	\$500	PAY FINES	VIEW
2022-07-04	Emerald Downs	N/A	N/A	0	\$500	PAY FINES	VIEW
2022-08-15	Del Mar	N/A	N/A	\$750	\$0	PAID	VIEW



Step 21 – HISA Notification

- Upon successful processing of a payment, a notification will be emailed.



HISA has successfully received a fine payment of \$25.00 on 01 September 2022. It is your responsibility to pay outstanding fines in full.

Yours,
The HISA Team

Step 22 – Google Pay

- To pay by Google Pay, click the “GPay” button.

HISA TEST MODE

\$500.00

To Yeti Jockey
From HISA
Invoice #5EA87C8D-0003
Memo HISA Action #: 2022-00073

[View invoice details >](#)

G Pay

Or pay another way

Card US bank account

Card information

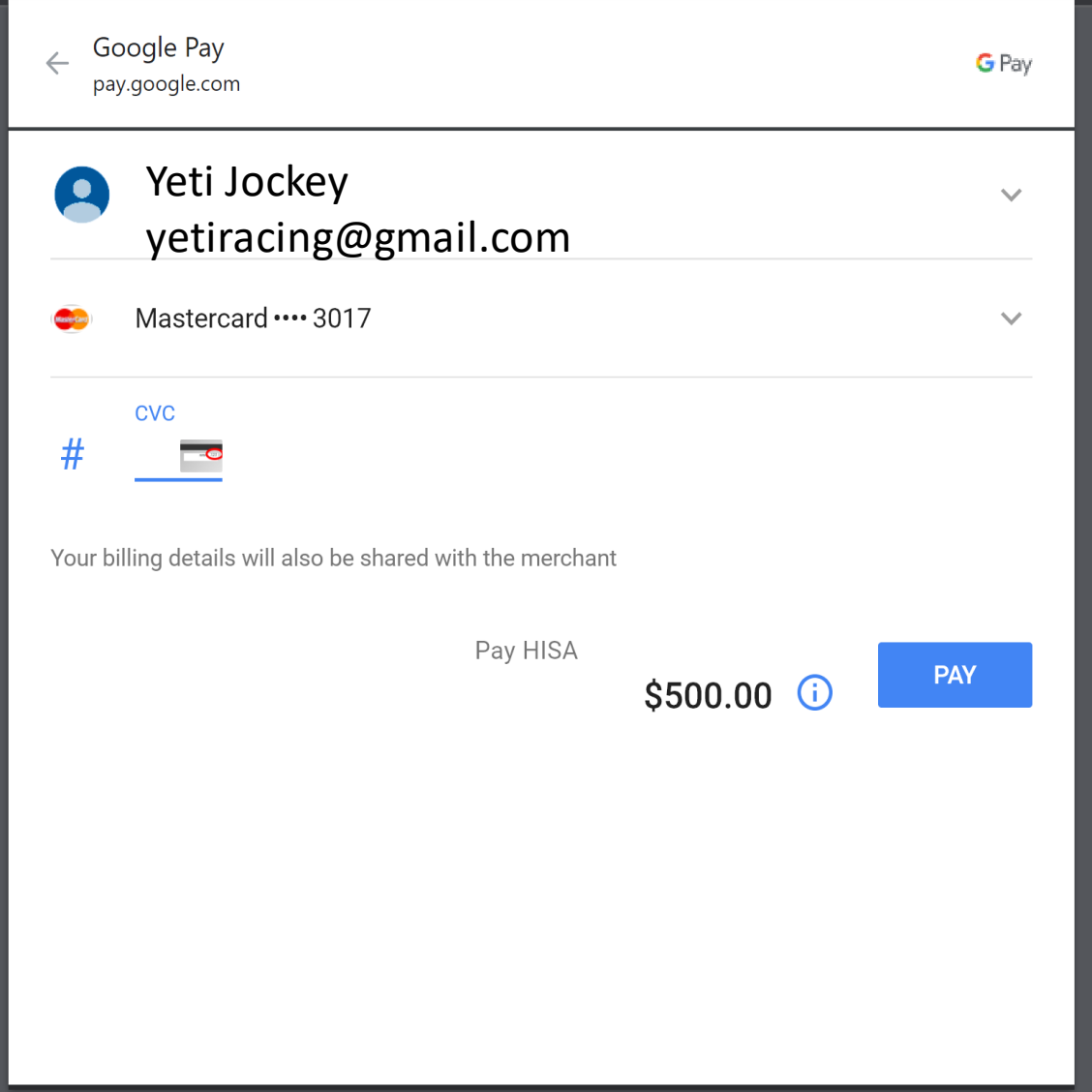
1234 1234 1234 1234

MM / YY CVC

Pay \$500.00

Step 23 – Google Pay

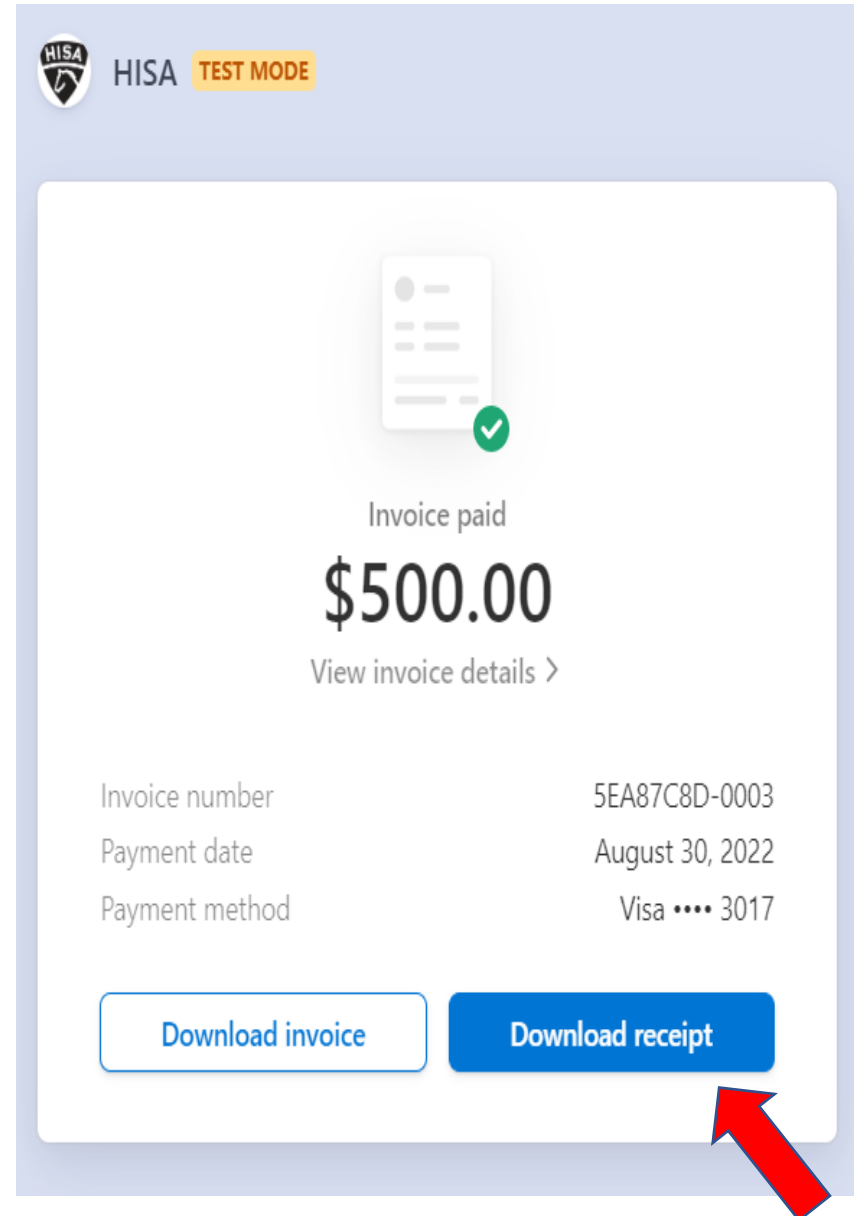
- Google Pay Window opens.
- Confirm your email address
- Add or Confirm Payment Card information
- Enter your CVC (3 digit code on back of your credit card). For American express cards (4 digits on the front of the card).
- Click the “Pay” Button



The screenshot shows the Google Pay interface for a payment confirmation. At the top, there is a back arrow, the text "Google Pay" and "pay.google.com", and the Google Pay logo. Below this, the user's profile is displayed: a blue person icon, the name "Yeti Jockey", and the email address "yetiracing@gmail.com". Underneath, a Mastercard is selected, showing the logo and the card number "Mastercard **** 3017". A section for the CVC code is visible, with a blue "#", the label "CVC", and a small card icon. Below the CVC field, a note states "Your billing details will also be shared with the merchant". At the bottom right, the payment details are shown: "Pay HISA", the amount "\$500.00" with an information icon, and a blue "PAY" button.

Step 24 – Google Pay

- A window showing amount paid will be displayed.
- Option to download invoice or Receipt.
- Click “Download Receipt” button to download a copy of your receipt.



HISA TEST MODE

Invoice paid
\$500.00
View invoice details >

Invoice number 5EA87C8D-0003
Payment date August 30, 2022
Payment method Visa **** 3017


Download invoice Download receipt

Step 25 – Rulings section updated

- Ruling is updated as “Paid” on the My Information/Rulings page.
- If it does not show the payment, refresh the page.

State or Province * OH Zip or Postal Code * 44663

Email Address

 Cell Phone Number

Rulings

Date	Track	Enforced	End Date	Amount Paid	Remaining Amount		
2022-08-01	Churchill Downs	N/A	N/A	0	\$250	PAY FINES	VIEW
2022-08-17	Laurel Park	N/A	N/A	0	\$500	PAY FINES	VIEW
2022-07-04	Emerald Downs	N/A	N/A	0	\$500	PAY FINES	VIEW
2022-08-15	Del Mar	N/A	N/A	\$750	\$0	PAID	VIEW



Step 26 – HISA Notification

- Upon successful processing of a payment, a notification will be emailed.



HISA has successfully received a fine payment of \$25.00 on 01 September 2022. It is your responsibility to pay outstanding fines in full.

Yours,
The HISA Team