



How to Enter Vaccines

Screen 1

Log into your account and click "Login" to begin.



HORSERACING INTEGRITY
AND SAFETY AUTHORITY

English Spanish

Username *




Password *



Login

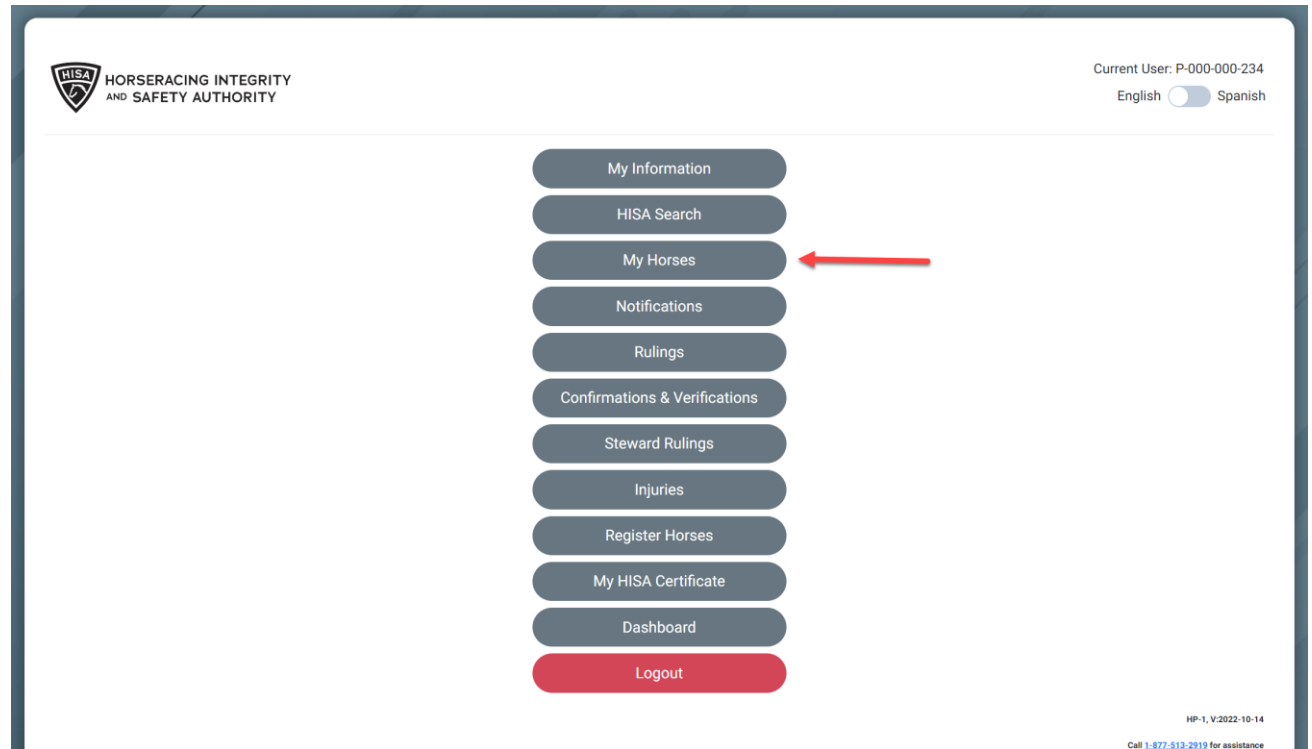
[Forgot your email/password?](#)

[Sign Up](#)



Screen 2

Select "My Horses."



Screen 3

Click "VIEW" next to the name of the horse you need to enter a vaccine for.

HISA HORSERACING INTEGRITY AND SAFETY AUTHORITY

Current User: P-000-000-234
English Spanish

My Horses ⋮


Filter:
Search

<input type="checkbox"/>	Horse Name	Location	Can Race	On Vets List	Days Remaining on Vets List	Message Waiting	Action
<input type="checkbox"/>	VIEW Freddie Freeloader (H-000-000-270)	Mahoning Valley Race Course	NO	NO	N/A	N/A	⋮
<input type="checkbox"/>	VIEW Gilligan (H-000-000-377)	Pimlico	NO	NO	N/A	N/A	⋮
<input type="checkbox"/>	VIEW Hazel Ann I Am (H-000-000-082)	Turf Paradise	NO	NO	N/A	N/A	⋮
<input type="checkbox"/>	VIEW Isabella's Magic (H-000-000-080)	Fresno	NO	NO	N/A	N/A	⋮

Screen 4

Scroll down, and click the three dots next to "Horse Health."

Select "Add."



Screen 5

From the drop-down menu, select the type of medical record you are entering. In this case it is "vaccine."

Type in the name of the vaccine, select the date it was administered and who administered it.

You also have the option of uploading your certificate to the portal to go with the record.

Click "Save" once complete.

The screenshot displays the 'Add Horse Health' form within a web application interface. The form is titled 'Add Horse Health' and includes the following fields and options:

- Vaccine:** A dropdown menu with a red arrow pointing to it.
- Rabies:** A dropdown menu with a red arrow pointing to it.
- Date:** A date field showing '2022-09-13' with a calendar icon and a red arrow pointing to it.
- Administered By:** A dropdown menu showing 'Allison Rochester (P-000-000-470)' with a red arrow pointing to it.
- Entered By:** A text field showing 'Courtney Ross (P-000-000-234)'.
- Upload Treatment File:** A dashed box containing an upload icon and instructions: 'You can either: a) Drag and drop files or; b) You click here and use the file explorer to select files'. A red arrow points to this area.
- Buttons:** 'Save' (blue) and 'Cancel' (red) buttons at the bottom. A red arrow points to the 'Save' button.

The background shows a sidebar menu with sections: 'Next Race', 'Attending Vets', 'Horse Health', 'Vets List', 'Injuries', and 'Files'. The main content area shows 'Dam: Pic Isabella'. The version number 'HP-A0, V:2022-10-14' is visible in the bottom right corner of the form.

Screen 6

Your vaccine will now appear in your list of Horse Health records. You can click on the three dots to update or edit it, if needed.

Current Location: 11215 Chance Ave, Fresno, CALIFORNIA, USA, 95702

Next Race	Last Race	Last Work	Chip #	Year Of Birth	Dam
N/A	06/04/2022	05/30/2022	N/A	2016	Pic Isabella

Attending Vets ⋮

Name
Allison Rochester (P-000-000-470) ⋮

Horse Health ⋮

Type	Name	Condition Treated	Results	Date	Files
Vaccine	Rabies			2022-09-13	VIEW ⋮

Vets List
No Records

Injuries
No Records

Files ⋮

