



HORSERACING
INTEGRITY
AND SAFETY
AUTHORITY

How to Add a Track Safety Director & How to Report a Horse Death as a Track Safety Director

Screen 1

Go to “Track Management” from the sidebar to begin.

If you want to skip ahead to how you report a death as a Safety Director, go to Page 6.

The screenshot displays the 'My Details' page of the HRISA system. The page is titled 'My Details' and includes a sidebar on the left with various navigation icons. A red arrow points to the 'Track Management' icon in the sidebar. The main content area contains the following information:

- HISA #:** P-000-039-071
- Pin Code:** 5212
- Previous Race:** [Empty field]
- Next Race:** [Empty field]
- Can Race:** YES
- Email Preferences:** Set Your Email Preferences
- First Name *:** Dora
- Middle Name:** [Empty field]
- Last Name *:** Director
- Location Name:** Kentucky Downs
- Unit/Apartment/Box Number:** [Empty field]
- USA:** [Dropdown menu]
- 5629 Nashville Rd:** [Dropdown menu]
- Franklin:** [Dropdown menu]
- State *:** KENTUCKY
- Zip or Postal Code *:** 42134
- Email Address *:** allweb@gmail.com

Screen 2

Click “VIEW” next to the track.

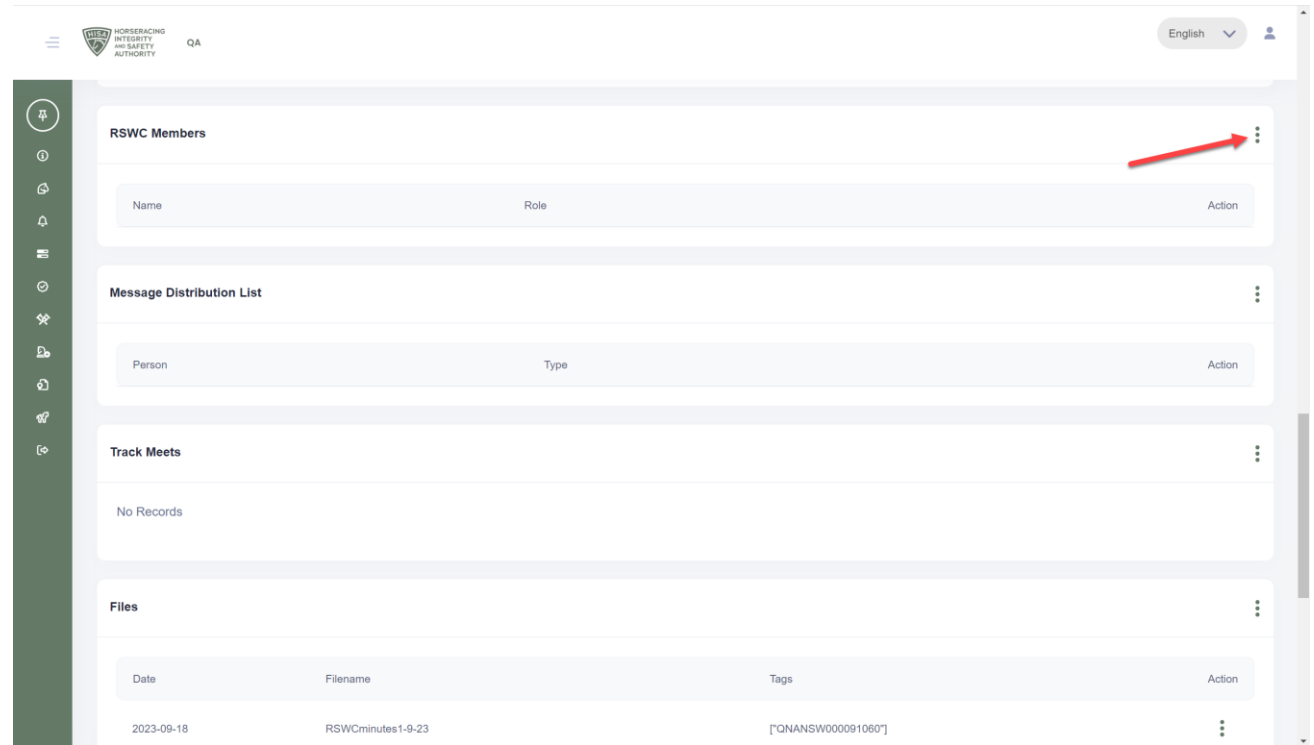
The screenshot shows the 'Track Management' interface. At the top, there is a header with the logo for 'HORSE RACING INTEGRITY AND SAFETY AUTHORITY' and 'QA'. On the right, there is a language dropdown set to 'English' and a user profile icon. Below the header is a dark green sidebar with various navigation icons. The main content area is titled 'Track Management' and contains a search bar and a table. The table has the following columns: 'Type', 'Race Track or Training Center or Farm Name', 'Accreditation Status', and 'Address'. There is one row in the table with the following data: 'Racetrack', 'Parx Racing (L-000-000-047)', 'Provisional', and '3001 Street Rd, Bensalem, PA, USA, 19020'. A blue 'VIEW' link is positioned to the left of the 'Racetrack' entry, and a red arrow points to it. Below the table, there is a pagination control showing 'Rows per page: 20', '1-1 of 1', and navigation arrows. At the bottom right of the page, there is a footer with the text: 'HP-39, V.2023-09-30v1.3.2-QA', 'Call 1-877-513-2919 for assistance', and 'Terms of Use | Privacy Policy'.

Type ↑	Race Track or Training Center or Farm Name	Accreditation Status	Address
VIEW	Parx Racing (L-000-000-047)	Provisional	3001 Street Rd, Bensalem, PA, USA, 19020

Screen 3

To add a **Safety Director**, you need to scroll down to the **RSWC Members** section.

Click on the three dots in the corner.



The screenshot displays a web application interface for the Racing Safety and Welfare Authority (RSWA). The header includes the RSWA logo, the text "HORSE RACING INTEGRITY AND SAFETY AUTHORITY", and "QA". The language is set to "English". The main content area is divided into four sections:

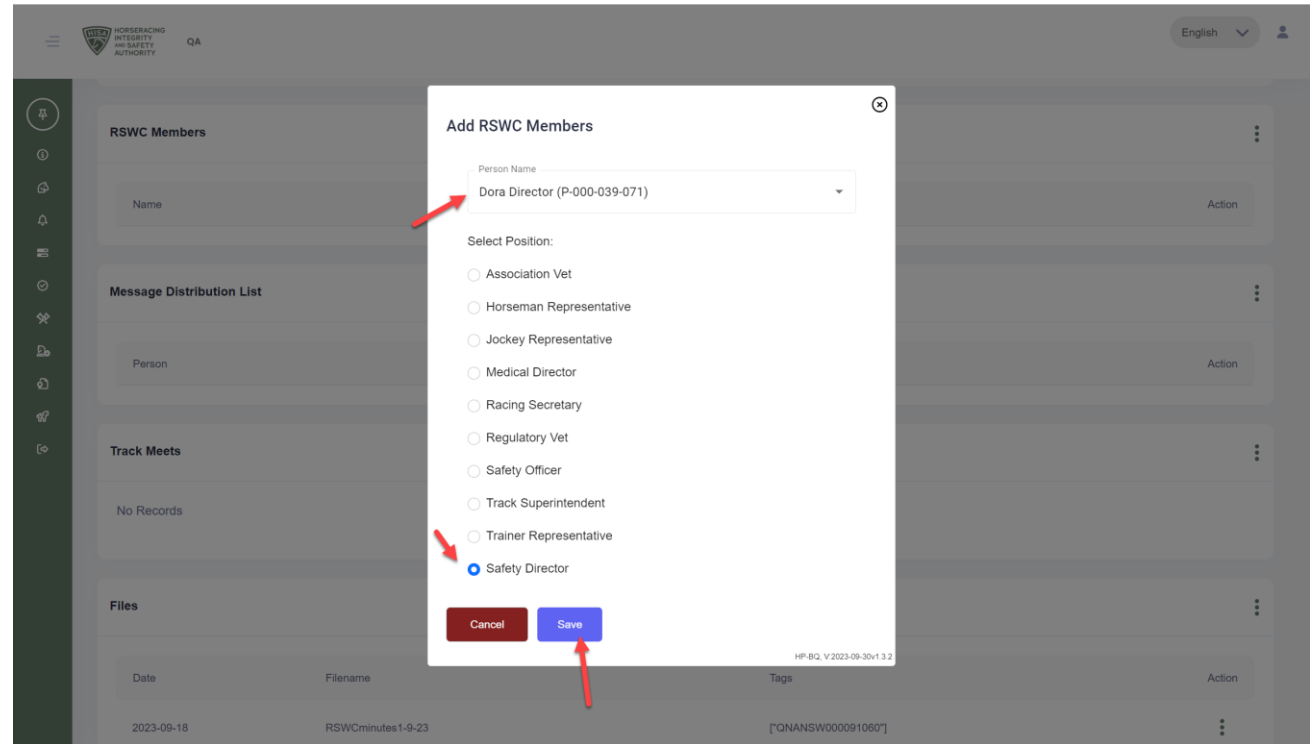
- RSWC Members**: A table with columns "Name", "Role", and "Action". A red arrow points to the three dots in the top right corner of this section.
- Message Distribution List**: A table with columns "Person", "Type", and "Action".
- Track Meets**: A section with the text "No Records".
- Files**: A table with columns "Date", "Filename", "Tags", and "Action". The table contains one record: "2023-09-18", "RSWCminutes1-9-23", "[QNANSW000091060]", and a three-dot action icon.

Screen 4

Type the name of the person and select the correct name from the drop-down menu.

Click on “Safety Director” and “Save.”

You have now added a Safety Director to the track.



Screen 5

To report a horse death as a Safety Director, go to Track Management from the sidebar and click “VIEW” next to the track.

The screenshot shows the 'Track Management' interface. At the top, there is a header with the logo for 'HORSE RACING INTEGRITY AND SAFETY AUTHORITY' and 'QA'. On the right, there is a language dropdown set to 'English' and a user profile icon. A dark green sidebar on the left contains several icons, with the 'Track Management' icon (a horse head) highlighted by a red arrow. The main content area is titled 'Track Management' and features a search bar and a table. The table has columns for 'Type', 'Race Track or Training Center or Farm Name', 'Accreditation Status', and 'Address'. A single row is visible with the following data: 'Racetrack', 'Parx Racing (L-000-000-047)', 'Provisional', and '3001 Street Rd, Bensalem, PA, USA, 19020'. A 'VIEW' button is located to the left of the 'Racetrack' entry, also highlighted with a red arrow. Below the table, there is a pagination control showing 'Rows per page: 20', '1-1 of 1', and navigation arrows. At the bottom right, there is a footer with the text 'HP-39, V.2023-09-30v1.3.2-QA', 'Call 1-877-513-2919 for assistance', and 'Terms of Use | Privacy Policy'.

Type ↑	Race Track or Training Center or Farm Name	Accreditation Status	Address
VIEW	Parx Racing (L-000-000-047)	Provisional	3001 Street Rd, Bensalem, PA, USA, 19020

Screen 6

On the Track Details page, click on the three dots in the top right-hand corner.

The screenshot displays the 'Track Details' page for Parx Racing. The page is part of the Pennsylvania Horse Racing Integrity and Safety Authority (PHISA) system. The top navigation bar includes the PHISA logo, the text 'HORSE RACING INTEGRITY AND SAFETY AUTHORITY', and 'QA'. The language is set to 'English'. The main content area is divided into sections: 'Track Details', 'Regulatory Vets', and 'Association Vets'. The 'Track Details' section contains a table with the following data:

Race Track Or Training Center Or Farm Name	Location	Track HISA Accreditation Status	Track HISA Accreditation Expires
Parx Racing (L-000-000-047)	3001 Street Rd, Bensalem, PA, USA, 19020	Provisional	2024-12-31

Below the table, the 'SRC' is listed as L000016401. The 'Regulatory Vets' section contains a table with the following data:

Vet Name	Start Date	End Date	Action
Shari Cyd Silverman (P-000-028-446)	2022-07-01	2023-08-31	

The 'Association Vets' section is currently empty. A red arrow points to the three-dot menu icon in the top right corner of the Track Details section.

Screen 7

Select “Report Horse Death” from the drop-down menu.

The screenshot displays the 'Track Details' page for Parx Racing. The page header includes the PHISA logo and 'QA' text. A navigation sidebar is on the left. The main content area is divided into sections: 'Track Details', 'Regulatory Vets', and 'Association Vets'. The 'Track Details' section contains a table with the following data:

Race Track Or Training Center Or Farm Name	Location	Track HISA Accreditation Status	Track HISA Accreditation Expiration Date
Parx Racing (L-000-000-047)	3001 Street Rd, Bensalem, PA, USA, 19020	Provisional	2024-12-31

Below this table, the 'SRC' is listed as L000016401. The 'Regulatory Vets' section contains a table with the following data:

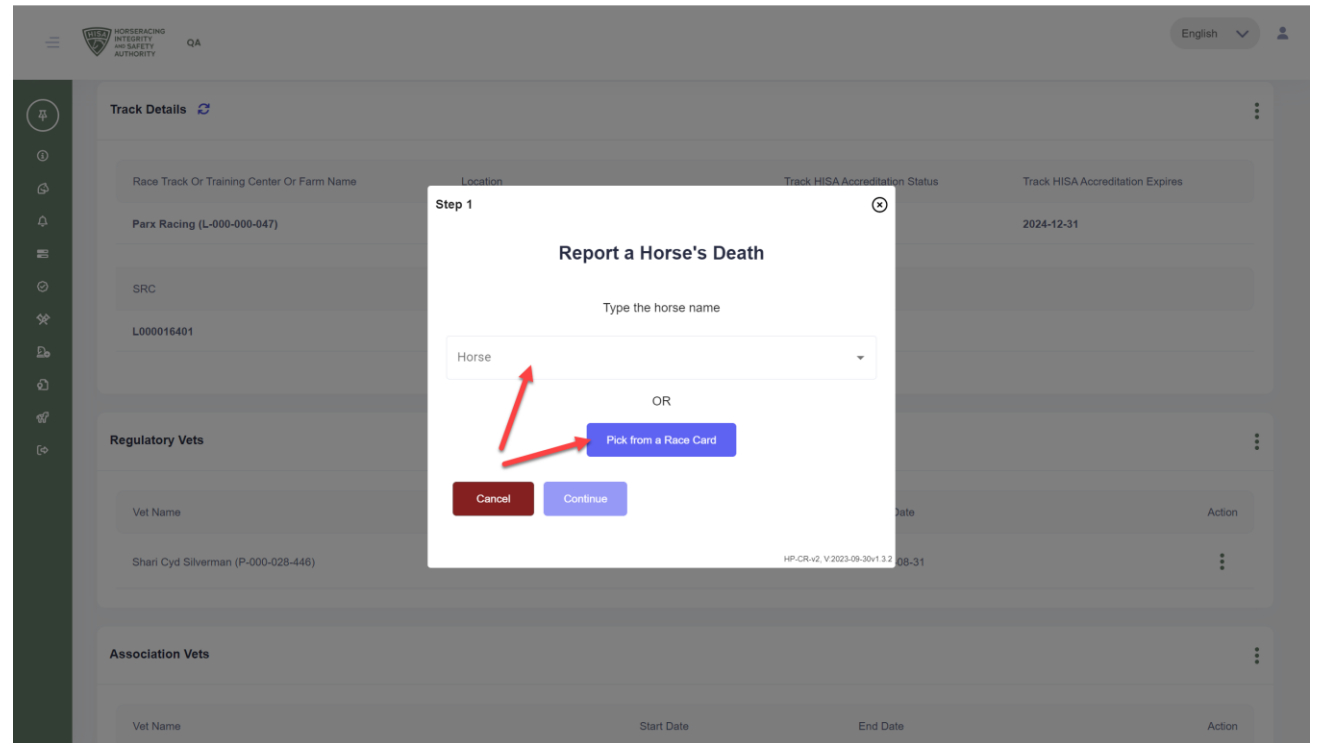
Vet Name	Start Date	End Date	Action
Shari Cyd Silverman (P-000-028-446)	2022-07-01	2023-08-31	

The 'Association Vets' section is currently empty. A dropdown menu is open over the 'Track HISA Accreditation Status' field, showing options: 'Edit Location', 'Report Horse Death', and 'Track Accreditation'. A red arrow points to the 'Report Horse Death' option.

Screen 8

Search for the horse either by typing the name or by searching the Race Card.

For this example, we are going to use the Race Card.



Screen 9

Choose a race date from the dropdown.

The screenshot displays a web application interface for reporting a horse's death. A modal window titled "Step 2a Report a Horse's Death" is overlaid on the main content. The modal contains a "Select Race Date" label and a dropdown menu with the text "Please select a race date". A red arrow points to the dropdown menu. Below the dropdown are "Back" and "Continue" buttons. The background shows a "Track Details" page with a table of track information and a "Regulatory Vets" table.

Race Track Or Training Center Or Farm Name	Location	Track HISA Accreditation Status	Track HISA Accreditation Expires
Parx Racing (L-000-000-047)	3001 Street Rd, Bensalem, PA, USA, 19020	Provisional	2024-12-31

Vet Name	Start Date	End Date	Action
Shari Cyd Silverman (P-000-028-446)	2022-07-01	2023-08-31	

Screen 10

Click “Continue.”

The screenshot shows a web application interface for reporting a horse's death. The main page is titled "Track Details" and displays information for "Parx Racing (L-000-000-047)". A modal window titled "Step 2a Report a Horse's Death" is overlaid on the page. The modal contains a "Select Race Date" field with the date "2023-10-03" entered. Below the field are two buttons: "Back" and "Continue". Red arrows point to the "Continue" button. The background page shows a table with columns for "Race Track Or Training Center Or Farm Name", "Location", "Track HISA Accreditation Status", and "Track HISA Accreditation Expires". The table contains one row for "Parx Racing (L-000-000-047)" with location "3001 Street Rd, Bensalem, PA, USA, 19020" and status "Provisional". Below the table are sections for "Regulatory Vets" and "Association Vets".

Race Track Or Training Center Or Farm Name	Location	Track HISA Accreditation Status	Track HISA Accreditation Expires
Parx Racing (L-000-000-047)	3001 Street Rd, Bensalem, PA, USA, 19020	Provisional	2024-12-31

Vet Name	Start Date	End Date	Action
Shari Cyd Silverman (P-000-028-446)	2022-07-01	2023-08-31	

Screen 11

Choose a race number.

Click “Continue.”

The screenshot displays a web application interface for reporting a horse's death. A modal dialog titled "Step 2b Report a Horse's Death" is overlaid on a "Track Details" page. The modal contains a "Select Race" section with radio buttons numbered 1 through 9. Radio button 5 is selected. Below the radio buttons are "Back" and "Continue" buttons. Red arrows point to the "Continue" button and radio button 5. The background shows a "Track Details" page with a table of regulatory vets.

Race Track Or Training Center Or Farm Name	Location	Track HISA Accreditation Status	Track HISA Accreditation Expires
Parx Racing (L-000-000-047)	3001 Street Rd, Bensalem, PA, USA, 19020	Provisional	2024-12-31

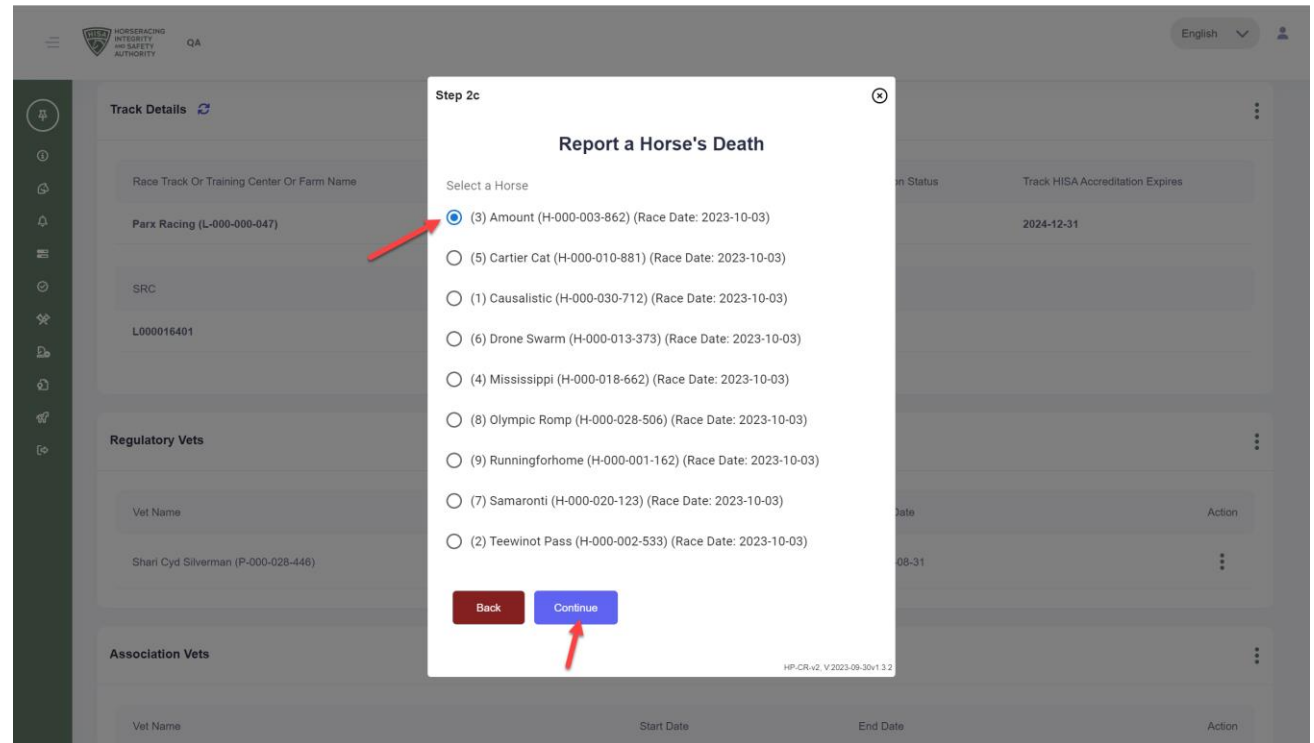
Vet Name	Start Date	End Date	Action
Shari Cyd Silverman (P-000-028-446)	2022-07-01	2023-08-31	

Screen 12

Select the name of the horse that you are reporting as deceased.

Click “Continue.”

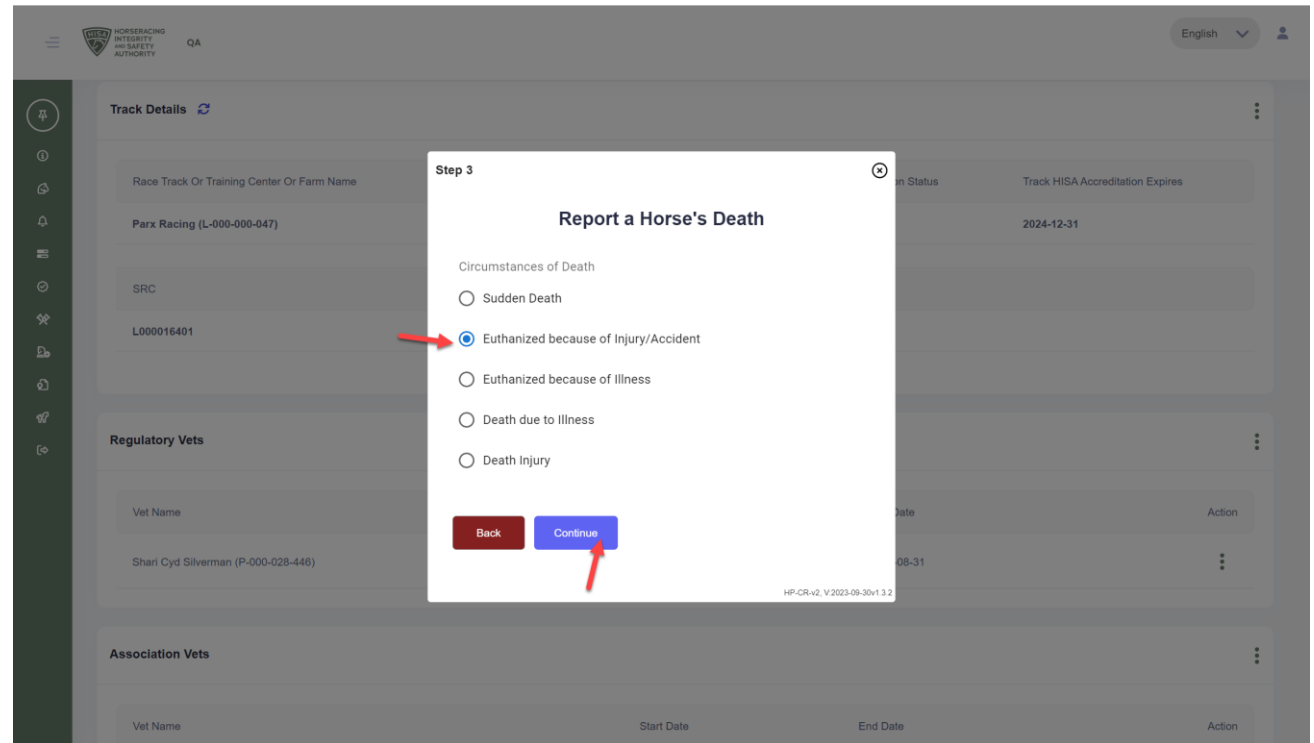
*This is just a simulation. None of these horses have been reported as deceased.



Screen 13

Choose the circumstances of the death.

Click “Continue.”



Screen 14

An injury number may populate from the system here. If not, fill one in or leave blank.

Confirm the date of the death. Click on the calendar icon to change the date, if needed.

Add notes and files, if available.

The screenshot shows a web application interface for reporting a horse's death. The main content area is titled "Step 4 Report a Horse's Death". It contains several sections:

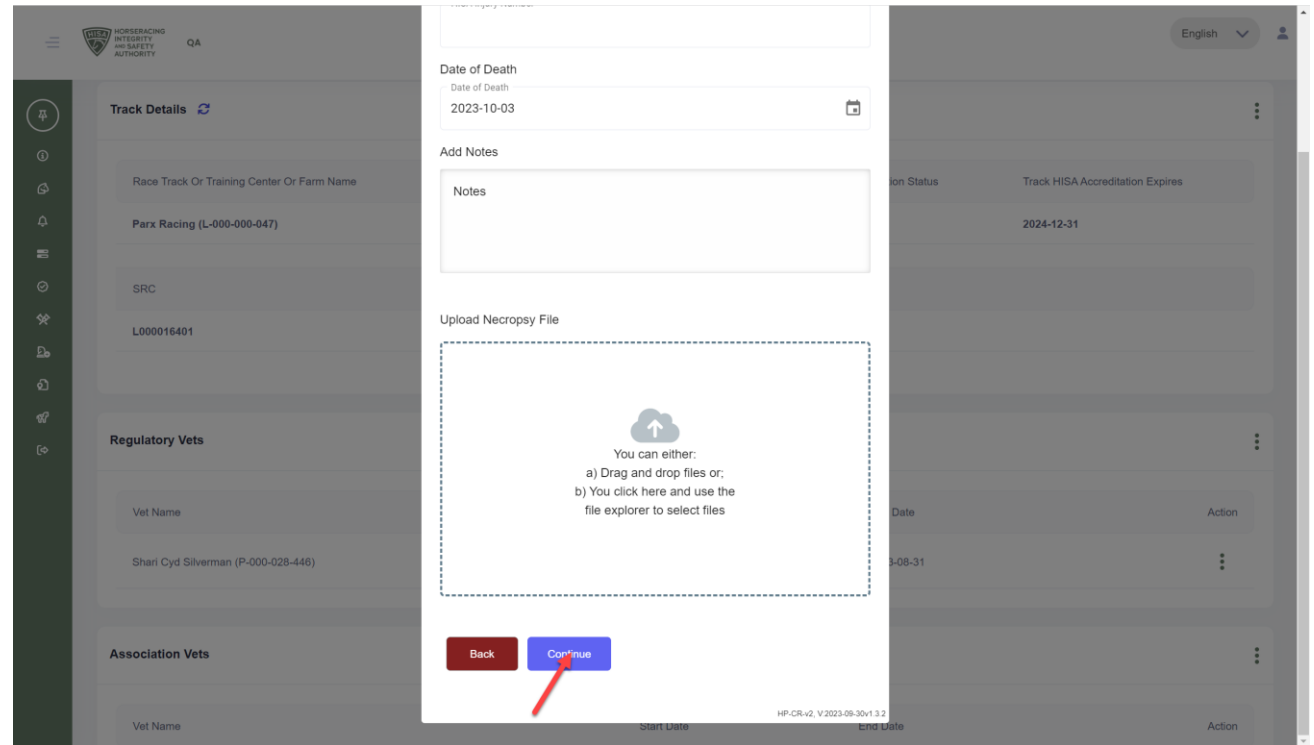
- Details:** A section with the label "HISA Injury Number (populated, if possible, from the system)". Below it is a text input field with the value "HISA Injury Number". A red arrow points to this field.
- Date of Death:** A section with the label "Date of Death" and a date input field containing "2023-10-03". To the right of the date is a calendar icon. A red arrow points to the calendar icon.
- Add Notes:** A section with the label "Add Notes" and a text area containing the word "Notes". A red arrow points to this text area.
- Upload Necropsy File:** A section with the label "Upload Necropsy File" and a dashed border containing a cloud icon with an upward arrow. Below the icon is the text: "You can either: a) Drag and drop files or; b) You click here and use the file explorer to select files". A red arrow points to the cloud icon.

The background shows a sidebar with navigation icons and a "Track Details" section with the following information:

- Race Track Or Training Center Or Farm Name: Parx Racing (L-000-000-047)
- SRC: L000016401
- Regulatory Vets: Shari Cyd Silverman (P-000-028-446)
- Association Vets: (empty)

Screen 15

Click “Continue.”



Screen 16

Read over this to confirm all information is accurate.

If correct, click “Continue.”

The screenshot shows a web application interface for the Horse Racing Integrity and Safety Authority. The main page is titled "Track Details" and displays information for Parx Racing (L-000-000-047). A modal window titled "Step 5 Report a Horse's Death" is overlaid on the page. The modal contains the following text:

Confirmation of the horse being reported as deceased:
Amount (H-000-003-862) died at Parx Racing (L-000-000-047) and the reason was Euthanized because of Injury/Accident.

Below the text are two buttons: "Back" (red) and "Continue" (blue). A red arrow points to the "Continue" button.

The background page shows the following information:

Race Track Or Training Center Or Farm Name	Location	Track HISA Accreditation Status	Track HISA Accreditation Expires
Parx Racing (L-000-000-047)	3001 Street Rd, Bensalem, PA, USA, 19020	Provisional	2024-12-31

Below the table, there are sections for "Regulatory Vets" and "Association Vets".

Vet Name	Start Date	End Date	Action
Shari Cyd Silverman (P-000-028-446)	2022-07-01	2023-08-31	

Screen 17

You have now reported a horse deceased to HISA.

The screenshot shows the 'Track Details' page in the HISA system. The page header includes the HISA logo and the text 'HORSE RACING INTEGRITY AND SAFETY AUTHORITY'. The main content area is divided into three sections: 'Track Details', 'Regulatory Vets', and 'Association Vets'. A green notification box with a checkmark icon and the text 'Successfully reported deceased horse.' is overlaid on the bottom right of the page, with a red arrow pointing to it from the right.

Race Track Or Training Center Or Farm Name	Location	Track HISA Accreditation Status	Track HISA Accreditation Expires
Parx Racing (L-000-000-047)	3001 Street Rd, Bensalem, PA, USA, 19020	Provisional	2024-12-31

Vet Name	Start Date	End Date	Action
Shari Cyd Silverman (P-000-028-446)	2022-07-01	2023-08-31	

Vet Name	Start Date	End Date	Action
----------	------------	----------	--------