



HORSERACING
INTEGRITY
AND SAFETY
AUTHORITY

How to Add a Horse Medical Record if You are Not the Attending Vet

Screen 1

After logging in, navigate to the “Horse Medical Record Entry” from the sidebar.

The screenshot displays the 'My Details' page of the HORSE RACING INTEGRITY AND SAFETY AUTHORITY STAGING portal. The page features a dark green sidebar on the left with various navigation icons. A red arrow points to the 'Horse Medical Record Entry' icon. The main content area contains a form with the following fields:


- HISA #:** P-999-998-801
- Pin Code:** 2654
- Previous Race:** [Empty field]
- Next Race:** [Empty field]
- Can Race:** YES (with HORSA logo)
- First Name *:** Veronica
- Middle Name:** [Empty field]
- Last Name *:** Vet
- Location Name:** Parx Racing
- Country *:** USA
- Unit/Apartment/Box Number:** [Empty field]
- Street Name *:** 3001 Street Rd
- City *:** Bensalem
- State *:** PENNSYLVANIA
- Zip or Postal Code *:** 19020
- Email Address *:** [Empty field]

The top of the page includes the HORSA logo, the text 'HORSE RACING INTEGRITY AND SAFETY AUTHORITY STAGING', a 'Use Original Portal' button, and a language dropdown set to 'English'. Below the sidebar, there are navigation buttons for 'My Details', 'Rulings', 'Test Services', 'Vet Info', and 'My Associated Vets'.

Screen 2

Start typing the name of the horse in the designated field and select the correct horse from the drop-down menu.


HORSE RACING
INTEGRITY
AND SAFETY
AUTHORITY STAGING

Use Original Portal English 
This option goes away on September 24

Horse Health Record Entry

HISA Horse Search

Horse Name
Green Eyed Girl (H-999-998-802)

Horse Name	Responsible Person	Designated Owner	Attending Vet	Actions
Green Eyed Girl (H-999-998-802)	Stephen Stampeder (P-999-998-808)	John Newman (P-000-031-753)	Veronica Vet (P-999-998-801)	

Currently Added Health Records

Type	Name	Results	Condition	Date	Files
------	------	---------	-----------	------	-------

Clear Back

Screen 3

Click on the three dots under
“Action.”

Select “Add Medical Record.”

The screenshot shows the 'Horse Health Record Entry' page. At the top, there is a header with the logo for 'HORSE RACING INTEGRITY AND SAFETY AUTHORITY STAGING', a 'Use Original Portal' button, and a language dropdown set to 'English'. Below the header is a search bar labeled 'HISA Horse Search' containing 'Green Eyed Girl (H-999-998-802)'. A table below the search bar lists the horse's details:

Horse Name	Responsible Person	Designated Owner	Attending Vet	Actions
Green Eyed Girl (H-999-998-802)	Stephen Stampeder (P-999-998-808)	John Newman (P-000-031-753)	Veronica Vet (P-999-998-801)	⋮

A dropdown menu is open from the 'Actions' column, with a red arrow pointing to the 'Add Medical Record' option. The menu items are:

- ⊕ Add Medical Record
- 👤 Add Me as Attending Vet
- ☰ Display Vet List Entries
- 🏠 Retire Horse
- 👤 Deceased

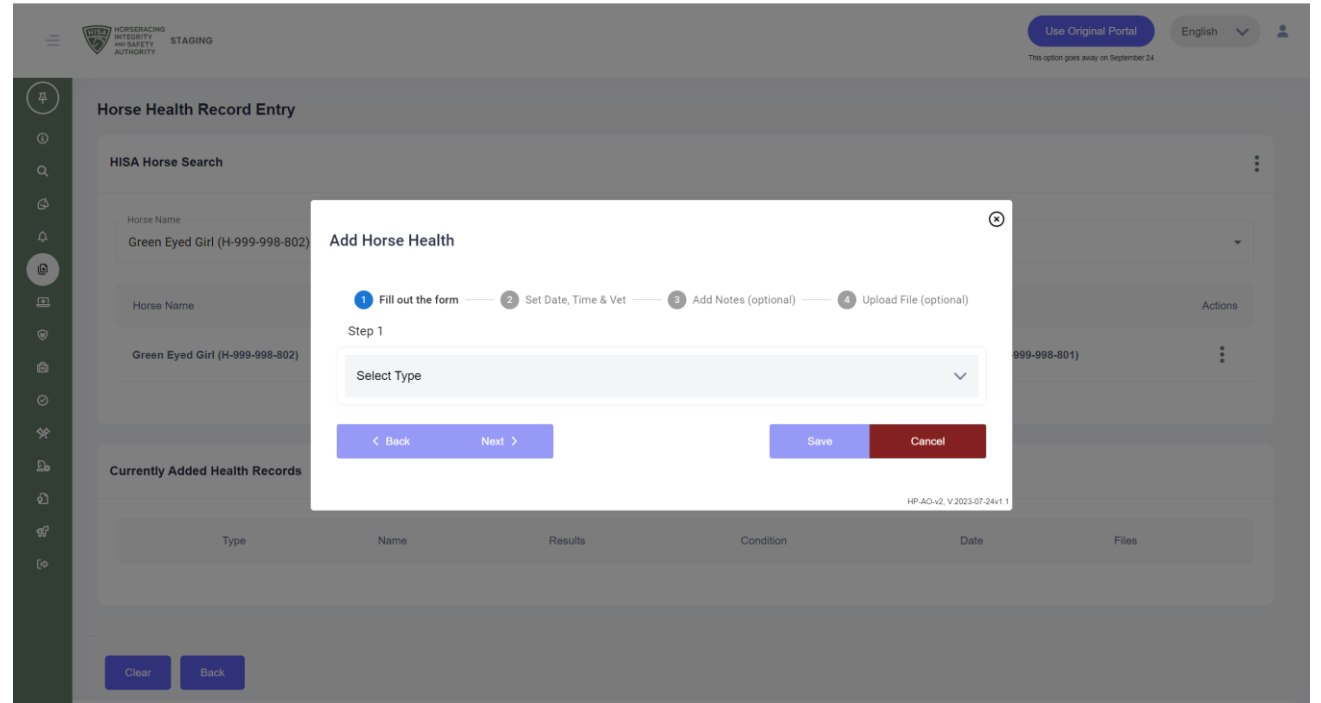
Below the table is a section titled 'Currently Added Health Records' with a table header:

Type	Name	Results	Condition	Date	Files
------	------	---------	-----------	------	-------

At the bottom of the page are 'Clear' and 'Back' buttons.

Screen 4

Select the type of medical record you're going to add.



Screen 5

Follow the prompts and provide all the required information for that particular record type.

Horse Health Record Entry

HISA Horse Search

Horse Name
Green Eyed Girl (H-999-998-802)

Horse Name
Green Eyed Girl (H-999-998-802)

Currently Added Health Records

Type

Add Horse Health

1 Fill out the form — 2 Set Date, Time & Vet — 3 Add Notes (optional) — 4 Upload File (optional)

Step 1

Tests and Diagnostics

Condition Treated *
Equine Infectious Anemia

Tests and Diagnostics *
Coggins

Results *
Negative

< Back Next > Save Cancel

HP-AD-v2, V 2023-07-24v1.1

Screen 6

Example

The screenshot displays the 'Horse Health Record Entry' interface. A modal window titled 'Add Horse Health' is open, showing a progress indicator with four steps: 1. Fill out the form (checked), 2. Set Date, Time & Vet (active), 3. Add Notes (optional), and 4. Upload File (optional). The modal is currently on 'Step 2' and contains the following fields:

- Date: 2023-08-02
- Time: 01:25
- Administered By*: Veronica Vet (P-999-998-801)
- Entered By*: Veronica Vet (P-999-998-801)

At the bottom of the modal, there are four buttons: '< Back', 'Next >', 'Save', and 'Cancel'. A red arrow points to the 'Next >' button. The background interface shows a search for 'Green Eyed Girl (H-999-998-802)' and a table for 'Currently Added Health Records'.

HP-AO-v2_V.2023-07-24v1.1

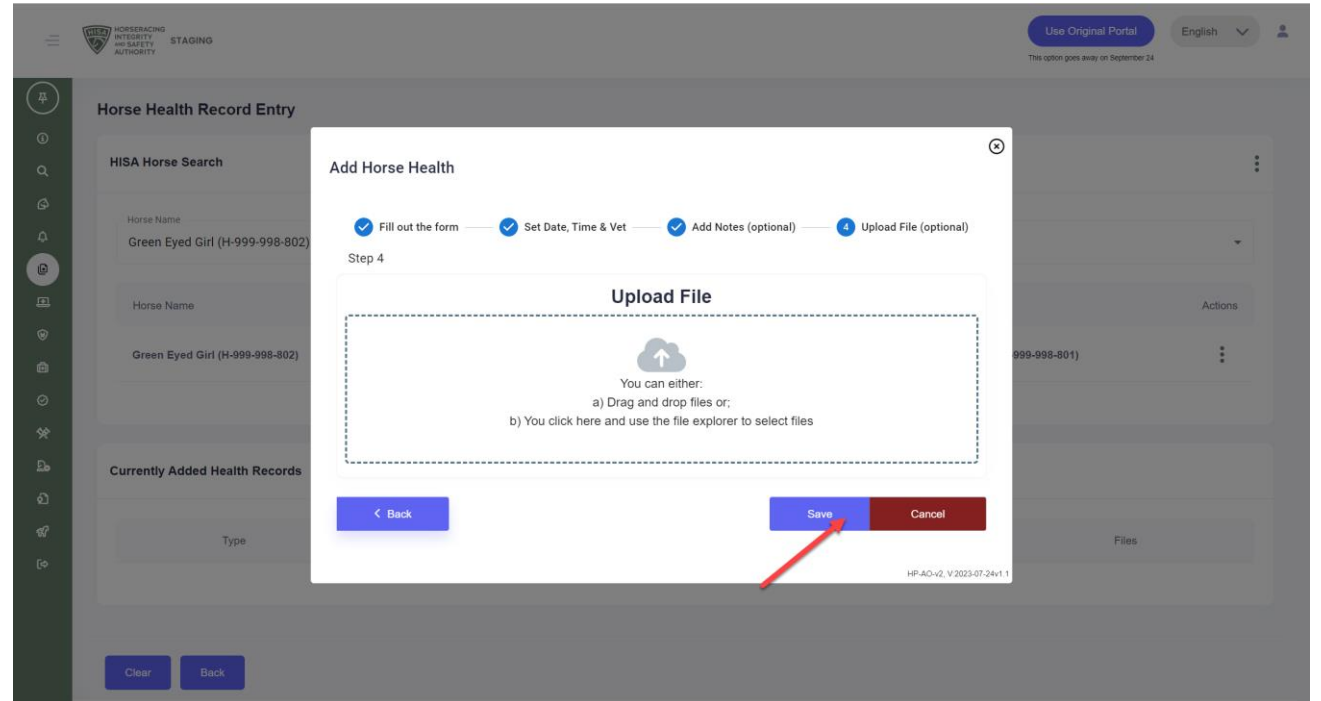
Screen 7

Example

The screenshot displays the 'Horse Health Record Entry' interface. At the top, the logo for the 'HORSE RACING INTEGRITY AND SAFETY AUTHORITY STAGING' is visible, along with a 'Use Original Portal' button and a language dropdown set to 'English'. A notification states 'This option goes away on September 24'. The main content area is titled 'Horse Health Record Entry' and includes a 'HISA Horse Search' section with two entries for 'Green Eyed Girl (H-999-998-802)'. Below this is a 'Currently Added Health Records' table with a 'Type' column. A modal window titled 'Add Horse Health' is open, showing a progress bar with four steps: 'Fill out the form' (checked), 'Set Date, Time & Vet' (checked), 'Add Notes (optional)' (active), and 'Upload File (optional)'. The modal is currently on 'Step 3' and features a text area labeled 'Add Notes' with the placeholder text 'Note'. At the bottom of the modal are buttons for '< Back', 'Next >', 'Save', and 'Cancel'. A red arrow points to the 'Next >' button. The footer of the modal contains the version number 'HP-AO-v2, V2023-07-24v1.1'.

Screen 8

Click “Save” when complete.



Screen 9

You have now successfully added a medical record for that horse.

The screenshot shows the 'Horse Health Record Entry' page. At the top, there is a header with the logo for 'HORSE RACING INTEGRITY AND SAFETY AUTHORITY STAGING', a 'Use Original Portal' button, and a language dropdown set to 'English'. Below the header is a 'HISA Horse Search' section with a search bar containing 'Green Eyed Girl (H-999-998-802)'. Underneath is a table listing the horse's details:

Horse Name	Responsible Person	Designated Owner	Attending Vet	Actions
Green Eyed Girl (H-999-998-802)	Stephen Stampeder (P-999-998-808)	John Newman (P-000-031-753)	Veronica Vet (P-999-998-801)	

Below this is the 'Currently Added Health Records' section, which contains a table with one record:

Type	Name	Results	Condition	Date	Files	
VIEW	Test	Coggins	Negative	Equine Infectious Anemia	2023-08-02	N/A

A green notification box in the bottom right corner displays a checkmark and the text 'Successfully saved horse health info!'. A red arrow points from the 'Files' column of the health record table to this notification box.